

STATISTIK SEHINGGA SEPTEMBER 2024



**KEDATANGAN PELANCONG
PERBANDINGAN KEDATANGAN PELANCONG
PERBELANJAAN PELANCONG
PERBANDINGAN PERBELANJAAN PELANCONG
KEDATANGAN PELANCONG DARI NEGARA TERTINGGI
KEDATANGAN PELANCONG MENGIKUT DAERAH**

STATISTIK 2024 MENGIKUT BULAN

| NO | DESTINASI | JAN | FEB | MAC | APRIL | MEI | JUN | JULAI | OGOS | SEPT | OKT | NOV | DIS | JUMLAH |
|----|-------------------|----------------|----------------|----------------|------------------|------------------|------------------|------------------|------------------|------------------|----------|----------|----------|-------------------|
| 1 | KUANTAN | 159,800 | 166,848 | 154,784 | 164,391 | 160,545 | 184,347 | 184,694 | 182,890 | 203,006 | | | | 1,561,305 |
| 2 | CHERATING | 15,583 | 15,214 | 19,227 | 15,209 | 15,192 | 16,020 | 20,098 | 23,983 | 27,357 | | | | 167,883 |
| 3 | SG. LEMBING | 2,196 | 2,940 | 5,742 | 3,263 | 2,898 | 3,108 | 5,070 | 8,058 | 8,475 | | | | 41,750 |
| 4 | PEKAN | 2,416 | 2,699 | 2,652 | 2,069 | 718 | 3,230 | 2,745 | 2,946 | 3,248 | | | | 22,723 |
| 5 | TASIK CHINI* | 57 | 79 | 73 | 200 | 131 | 240 | - | 76 | 50 | | | | 906 |
| 6 | ROMPIN | 3,064 | 3,513 | 4,372 | 4,644 | 5,753 | 6,227 | 5,208 | 5,262 | 6,491 | | | | 44,534 |
| 7 | PULAU TIOMAN* | 1,910 | 5,688 | 16,639 | 19,451 | 31,732 | 30,567 | 32,926 | 29,282 | 27,148 | | | | 195,343 |
| 8 | MARAN | 620 | 710 | 620 | 334 | 400 | 472 | 462 | 642 | 714 | | | | 4,974 |
| 9 | BERA | 1,401 | 2,017 | 1,711 | 1,689 | 1,756 | 1,769 | 1,909 | 2,071 | 1,977 | | | | 16,300 |
| 10 | TEMERLOH | 20,719 | 28,004 | 24,754 | 21,996 | 22,834 | 22,331 | 26,860 | 31,870 | 29,578 | | | | 228,946 |
| 11 | JERANTUT | 3,442 | 4,238 | 4,360 | 5,005 | 4,563 | 4,757 | 4,887 | 4,971 | 5,866 | | | | 42,089 |
| 12 | TAMAN NEGARA* | 5,874 | 13,721 | 8,981 | 8,388 | 12,579 | 12,210 | 18,764 | 19,386 | 14,446 | | | | 114,349 |
| 13 | LIPIS | 2,742 | 5,100 | 5,132 | 4,420 | 4,848 | 4,563 | 4,280 | 4,210 | 4,948 | | | | 40,243 |
| 14 | RAUB | 6,289 | 6,532 | 6,751 | 6,728 | 7,225 | 7,661 | 7,823 | 7,998 | 7,900 | | | | 64,907 |
| 15 | BUKIT FRASER | 3,291 | 4,776 | 3,386 | 3,385 | 3,702 | 4,973 | 3,926 | 4,268 | 5,348 | | | | 37,055 |
| 16 | BENTONG | 11,063 | 10,837 | 10,593 | 14,454 | 14,504 | 14,887 | 14,463 | 14,086 | 15,417 | | | | 120,304 |
| 17 | BUKIT TINGGI | 3,553 | 4,125 | 4,042 | 4,277 | 4,397 | 4,222 | 4,337 | 4,716 | 5,124 | | | | 38,793 |
| 18 | JANDA BAIK | 3,215 | 3,713 | 3,321 | 3,153 | 3,273 | 3,472 | 3,609 | 3,721 | 4,273 | | | | 31,750 |
| 19 | GENTING HIGHLANDS | 562,568 | 574,772 | 607,584 | 651,217 | 664,086 | 714,404 | 766,886 | 895,897 | 978,370 | | | | 6,415,784 |
| 20 | CAMERON HIGHLANDS | 99,687 | 105,263 | 104,695 | 102,283 | 102,988 | 105,820 | 106,466 | 118,359 | 172,468 | | | | 1,018,029 |
| | JUMLAH | 909,490 | 960,789 | 989,419 | 1,036,556 | 1,064,124 | 1,145,280 | 1,215,413 | 1,364,692 | 1,522,204 | 0 | 0 | 0 | 10,207,967 |

STATISTIK 2017 - SEPT 2024



COVID-19

ENDEMIK COVID-19

| BIL | DESTINASI | 2017 | 2018 | 2019 | 2020 | 2021 | 2022 | 2023 | JAN-SEP 2023 | JAN-SEPT 2024 |
|-----|-------------------|-------------------|-------------------|-------------------|------------------|------------------|-------------------|-------------------|------------------|-------------------|
| 1 | KUANTAN | 2,430,995 | 1,891,266 | 1,983,509 | 1,618,417 | 596,282 | 2,025,276 | 2,186,907 | 1,596,229 | 1,561,305 |
| 2 | CERATING | 298,566 | 355,374 | 278,945 | 241,980 | 56,728 | 224,712 | 240,856 | 175,299 | 167,883 |
| 3 | SG. LEMBING | 66,185 | 172,408 | 203,044 | 102,734 | 20,633 | 56,772 | 57,174 | 47,341 | 41,750 |
| 4 | PEKAN | 34,785 | 52,404 | 51,537 | 33,460 | 22,304 | 34,128 | 35,553 | 24,140 | 22,723 |
| 5 | TASIK CHINI | 7,619 | 14,558 | 10,185 | 2,416 | 36 | - | 1,499 | 1,077 | 906 |
| 6 | ROMPIN | 148,877 | 112,852 | 111,432 | 86,489 | 29,762 | 41,067 | 45,686 | 32,122 | 44,534 |
| 7 | PULAU TIOMAN* | 263,291 | 256,064 | 276,232 | 160,424 | 39,034 | 224,056 | 189,213 | 168,688 | 195,343 |
| 8 | MARAN | 2,711 | 8,304 | 16,560 | 6,544 | 5,486 | 7,840 | 7,581 | 5,681 | 4,974 |
| 9 | BERA | 15,022 | 27,248 | 30,150 | 16,166 | 12,368 | 32,141 | 33,480 | 23,697 | 16,300 |
| 10 | TEMERLOH | 273,254 | 278,431 | 301,592 | 155,457 | 110,192 | 228,179 | 300,250 | 203,728 | 228,946 |
| 11 | JERANTUT | 122,070 | 139,729 | 141,951 | 71,813 | 20,168 | 45,084 | 48,380 | 36,004 | 42,089 |
| 12 | TAMAN NEGARA* | 89,753 | 83,350 | 77,679 | 40,582 | 12,261 | 68,840 | 128,592 | 107,912 | 114,349 |
| 13 | LIPIS | 80,204 | 53,472 | 64,657 | 60,043 | 28,020 | 46,243 | 48,103 | 37,368 | 40,243 |
| 14 | RAUB | 65,257 | 71,454 | 76,910 | 90,070 | 42,503 | 79,795 | 87,807 | 65,065 | 64,907 |
| 15 | BUKIT FRASER | 127,612 | 103,649 | 101,899 | 59,162 | 21,981 | 49,139 | 48,687 | 35,494 | 37,055 |
| 16 | BENTONG | 161,936 | 143,641 | 155,543 | 83,246 | 63,794 | 141,386 | 162,858 | 120,737 | 120,304 |
| 17 | BUKIT TINGGI | 94,157 | 89,698 | 82,417 | 63,711 | 5,384 | 47,956 | 50,950 | 38,815 | 38,793 |
| 18 | JANDA BAIK | 83,387 | 129,661 | 127,686 | 94,740 | 40,886 | 36,513 | 43,790 | 31,467 | 31,750 |
| 19 | GENTING HIGHLANDS | 9,130,023 | 7,951,907 | 8,468,609 | 3,579,220 | 809,478 | 5,790,852 | 8,145,315 | 6,010,143 | 6,415,784 |
| 20 | CAMERON HIGHLANDS | 1,332,257 | 1,496,372 | 1,431,776 | 790,024 | 273,380 | 1,001,206 | 1,368,383 | 976,888 | 1,018,029 |
| | JUMLAH | 14,827,961 | 13,431,842 | 13,992,313 | 7,356,698 | 2,210,680 | 10,181,185 | 13,231,064 | 9,737,895 | 10,207,967 |

* Data Taman Negara diambil dari Jabatan Perhilitan Semenanjung Malaysia (Kuala Tahan & Sg. Relau).

* Data Pulau Tioman diambil dari Lembaga Pembangunan Tioman.

PERBANDINGAN 2023 - 2024

| NO | DESTINASI | KEDATANGAN PELANCONG | | |
|----|-------------------|----------------------|-------------------|-------------|
| | | JAN - SEPT 2023 | JAN - SEPT 2024 | % |
| 1 | KUANTAN | 1,596,229 | 1,561,305 | -2.19 |
| 2 | CERATING | 175,299 | 167,883 | -4.23 |
| 3 | SG. LEMBING | 47,341 | 41,750 | -11.81 |
| 4 | PEKAN | 24,140 | 22,723 | -5.87 |
| 5 | TASIK CHINI* | 1,077 | 906 | -15.88 |
| 6 | ROMPIN | 32,122 | 44,534 | 38.64 |
| 7 | PULAU TIOMAN | 168,688 | 195,343 | 15.80 |
| 8 | MARAN | 5,681 | 4,974 | -12.44 |
| 9 | BERA | 23,697 | 16,300 | -31.21 |
| 10 | TEMERLOH | 203,728 | 228,946 | 12.38 |
| 11 | JERANTUT | 36,004 | 42,089 | 16.90 |
| 12 | TAMAN NEGARA | 107,912 | 114,349 | 5.97 |
| 13 | LIPIS | 37,368 | 40,243 | 7.69 |
| 14 | RAUB | 65,065 | 64,907 | -0.24 |
| 15 | BUKIT FRASER | 35,494 | 37,055 | 4.40 |
| 16 | BENTONG | 120,737 | 120,304 | -0.36 |
| 17 | BUKIT TINGGI | 38,815 | 38,793 | -0.06 |
| 18 | JANDA BAIK | 31,467 | 31,750 | 0.90 |
| 19 | GENTING HIGHLANDS | 6,010,143 | 6,415,784 | 6.75 |
| 20 | CAMERON HIGHLANDS | 976,888 | 1,018,029 | 4.21 |
| | JUMLAH | 9,737,895 | 10,207,967 | 4.83 |

ANGGARAN PERBELANJAAN PELANCONG JAN - SEPT 2024

| NO | DESTINASI | JAN - SEPT 2024 | |
|----|-------------------|-------------------|----------------------|
| | | KEDATANGAN | PERBELANJAAN (RM) |
| 1 | KUANTAN | 1,561,305 | 1,402,832,543 |
| 2 | CERATING | 167,883 | 150,842,876 |
| 3 | SG. LEMBING | 41,750 | 37,512,375 |
| 4 | PEKAN | 22,723 | 20,416,616 |
| 5 | TASIK CHINI* | 906 | 814,041 |
| 6 | ROMPIN | 44,534 | 40,013,799 |
| 7 | PULAU TIOMAN | 195,343 | 175,515,686 |
| 8 | MARAN | 4,974 | 4,469,139 |
| 9 | BERA | 16,300 | 14,645,550 |
| 10 | TEMERLOH | 228,946 | 205,707,981 |
| 11 | JERANTUT | 42,089 | 37,816,967 |
| 12 | TAMAN NEGARA | 114,349 | 102,742,577 |
| 13 | LIPIS | 40,243 | 36,158,336 |
| 14 | RAUB | 64,907 | 58,318,940 |
| 15 | BUKIT FRASER | 37,055 | 33,293,918 |
| 16 | BENTONG | 120,304 | 108,093,144 |
| 17 | BUKIT TINGGI | 38,793 | 34,855,511 |
| 18 | JANDA BAIK | 31,750 | 28,527,375 |
| 19 | GENTING HIGHLANDS | 6,415,784 | 5,764,581,924 |
| 20 | CAMERON HIGHLANDS | 1,018,029 | 914,699,057 |
| | JUMLAH | 10,207,967 | 9,171,858,350 |

**Formula Pengiraan Perbelanjaan :*

Jumlah Kedatangan Pelancong X RM 599.00 X 1.5 hari (Purata dari menginap)

PERBANDINGAN PERBELANJAAN PELANCONG JAN-SEPT 2023 DAN 2024

| NO | DESTINASI | ANGGARAN PERBELANJAAN (RM) | | |
|----|-------------------|----------------------------|----------------------|-------------|
| | | JAN - SEPT 2023 | JAN - SEPT 2024 | % |
| 1 | KUANTAN | 1,434,211,757 | 1,402,832,543 | -2.19 |
| 2 | CERATING | 157,506,152 | 150,842,876 | -4.23 |
| 3 | SG. LEMBING | 42,535,889 | 37,512,375 | -11.81 |
| 4 | PEKAN | 21,689,790 | 20,416,616 | -5.87 |
| 5 | TASIK CHINI* | 967,685 | 814,041 | -15.88 |
| 6 | ROMPIN | 28,861,617 | 40,013,799 | 38.64 |
| 7 | PULAU TIOMAN | 151,566,168 | 175,515,686 | 15.80 |
| 8 | MARAN | 5,104,379 | 4,469,139 | -12.44 |
| 9 | BERA | 21,291,755 | 14,645,550 | -31.21 |
| 10 | TEMERLOH | 183,049,608 | 205,707,981 | 12.38 |
| 11 | JERANTUT | 32,349,594 | 37,816,967 | 16.90 |
| 12 | TAMAN NEGARA | 96,958,932 | 102,742,577 | 5.97 |
| 13 | LIPIS | 33,575,148 | 36,158,336 | 7.69 |
| 14 | RAUB | 58,460,903 | 58,318,940 | -0.24 |
| 15 | BUKIT FRASER | 31,891,359 | 33,293,918 | 4.40 |
| 16 | BENTONG | 108,482,195 | 108,093,144 | -0.36 |
| 17 | BUKIT TINGGI | 34,875,278 | 34,855,511 | -0.06 |
| 18 | JANDA BAIK | 28,273,100 | 28,527,375 | 0.90 |
| 19 | GENTING HIGHLANDS | 5,400,113,486 | 5,764,581,924 | 6.75 |
| 20 | CAMERON HIGHLANDS | 877,733,868 | 914,699,057 | 4.21 |
| | JUMLAH | 8,749,498,658 | 9,171,858,350 | 4.83 |


**Formula Pengiraan Perbelanjaan :*

Jumlah Kedatangan Pelancong X RM 599.00 X 1.5 hari (Purata dari menginap)

10 NEGARA KEDATANGAN PELANCONG TERTINGGI

PAHANG

JAN-SEPT 2024



AVERAGE OCCUPANCY RATE / PURATA KADAR PENGINAPAN

| NO | DESTINASI | JAN - SEPT 2024 | AOR % |
|----|-------------------|-------------------|--------------|
| 1 | KUANTAN | 1,561,305 | 49.98 |
| 2 | CERATING | 167,883 | 33.19 |
| 3 | SG. LEMBING | 41,750 | 28.31 |
| 4 | PEKAN | 22,723 | 20.34 |
| 5 | TASIK CHINI* | 906 | 7.76 |
| 6 | ROMPIN | 44,534 | 16.36 |
| 7 | PULAU TIOMAN | 195,343 | 28.76 |
| 8 | MARAN | 4,974 | 13.63 |
| 9 | BERA | 16,300 | 19.25 |
| 10 | TEMERLOH | 228,946 | 70.80 |
| 11 | JERANTUT | 42,089 | 21.35 |
| 12 | TAMAN NEGARA | 114,349 | 55.74 |
| 13 | LIPIS | 40,243 | 31.32 |
| 14 | RAUB | 64,907 | 32.39 |
| 15 | BUKIT FRASER | 37,055 | 26.23 |
| 16 | BENTONG | 120,304 | 46.55 |
| 17 | BUKIT TINGGI | 38,793 | 17.60 |
| 18 | JANDA BAIK | 31,750 | 8.33 |
| 19 | GENTING HIGHLANDS | 6,415,784 | 133.95 |
| 20 | CAMERON HIGHLANDS | 1,018,029 | 69.31 |
| | JUMLAH | 10,207,967 | 76.80 |

PECAHAN SEGMENT KEDATANGAN PELANCONG JAN-SEPT 2024

| NO | DESTINASI | DOMESTIK | ASEAN | ANTARABANGSA | JUMLAH |
|----|-------------------|------------------|------------------|----------------|-------------------|
| 1 | KUANTAN | 1,537,438 | 18,603 | 5,264 | 1,561,305 |
| 2 | CHERATING | 158,877 | 3,682 | 5,324 | 167,883 |
| 3 | SG. LEMBING | 40,762 | 446 | 542 | 41,750 |
| 4 | PEKAN | 21,878 | 424 | 421 | 22,723 |
| 5 | TASIK CHINI | 878 | 3 | 25 | 906 |
| 6 | ROMPIN | 42,403 | 1,544 | 587 | 44,534 |
| 7 | PULAU TIOMAN | 174,356 | 9,087 | 11,900 | 195,343 |
| 8 | MARAN | 4,974 | - | - | 4,974 |
| 9 | BERA | 16,251 | 33 | 16 | 16,300 |
| 10 | TEMERLOH | 227,262 | 617 | 1,067 | 228,946 |
| 11 | JERANTUT | 39,335 | 389 | 2,365 | 42,089 |
| 12 | TAMAN NEGARA | 60,171 | 1,191 | 52,987 | 114,349 |
| 13 | LIPIS | 39,267 | 548 | 428 | 40,243 |
| 14 | RAUB | 63,664 | 679 | 564 | 64,907 |
| 15 | BUKIT FRASER | 35,737 | 318 | 1,000 | 37,055 |
| 16 | BENTONG | 114,820 | 4,425 | 1,059 | 120,304 |
| 17 | BUKIT TINGGI | 36,348 | 1,221 | 1,224 | 38,793 |
| 18 | JANDA BAIK | 30,449 | 785 | 516 | 31,750 |
| 19 | GENTING HIGHLANDS | 4,772,054 | 1,248,477 | 395,253 | 6,415,784 |
| 20 | CAMERON HIGHLANDS | 982,609 | 13,515 | 21,905 | 1,018,029 |
| | JUMLAH | 8,399,533 | 1,305,987 | 502,447 | 10,207,967 |

PECAHAN SEGMENT KEDATANGAN PELANCONG JAN-SEPT 2024

DOMESTIK

8,399,533

ASEAN

1,305,987

ANTARABANGSA

502,447

DAERAH TUMPUAN

GENTING HIGHLANDS - 6,415,784

KUANTAN - 1,561,305

CAMERON HIGHLANDS - 1,018,029

PULAU TIOMAN - 195,343

TAMAN NEGARA - 114,349

TEMERLOH - 228,946

KEDATANGAN PELANCONG PAHANG 2024



| NEGARA / BULAN | JAN | FEB | MAC | APR | MEI | JUN | JUL | OGO | SEP | OKT | NOV | DIS | JUMLAH |
|---------------------|----------------|----------------|----------------|----------------|----------------|----------------|----------------|------------------|------------------|----------|----------|----------|------------------|
| DOMESTIK | | | | | | | | | | | | | |
| MALAYSIA | 804,731 | 842,016 | 836,084 | 839,275 | 881,914 | 910,040 | 962,872 | 1,108,400 | 1,214,201 | - | - | - | 8,399,533 |
| JUMLAH | 804,731 | 842,016 | 836,084 | 839,275 | 881,914 | 910,040 | 962,872 | 1,108,400 | 1,214,201 | - | - | - | 8,399,533 |
| ASEAN | | | | | | | | | | | | | |
| BRUNEI | 447 | 432 | 404 | 396 | 149 | 116 | 546 | 869 | 413 | - | - | - | 3,772 |
| CAMBODIA | 49 | 83 | 67 | 153 | 157 | 144 | 153 | 149 | 81 | - | - | - | 1,036 |
| INDONESIA | 15,389 | 15,713 | 19,404 | 45,067 | 21,386 | 38,534 | 33,323 | 26,585 | 26,671 | - | - | - | 242,072 |
| LAOS | 10 | 17 | 17 | 56 | 34 | 36 | 48 | 47 | 24 | - | - | - | 289 |
| MYANMAR | 152 | 157 | 150 | 374 | 222 | 149 | 286 | 184 | 230 | - | - | - | 1,904 |
| PHILIPPINES | 551 | 589 | 586 | 821 | 726 | 591 | 2,445 | 2,314 | 2,115 | - | - | - | 10,738 |
| SINGAPORE | 52,091 | 62,362 | 89,474 | 90,370 | 95,259 | 128,986 | 131,105 | 136,229 | 200,314 | - | - | - | 986,190 |
| THAILAND | 3,860 | 3,900 | 4,450 | 6,638 | 4,710 | 3,526 | 5,583 | 5,508 | 4,805 | - | - | - | 42,980 |
| VIETNAM | 1,163 | 1,480 | 1,431 | 1,904 | 2,157 | 2,451 | 1,931 | 2,358 | 2,131 | - | - | - | 17,006 |
| JUMLAH | 73,712 | 84,733 | 115,983 | 145,779 | 124,800 | 174,533 | 175,420 | 174,243 | 236,784 | 0 | 0 | 0 | 1,305,987 |
| ANTARABANGSA | | | | | | | | | | | | | |
| AFGHANISTAN | - | - | - | - | - | - | - | - | - | - | - | - | 0 |
| ALBANIA | - | - | 1 | - | 1 | - | 43 | 20 | 3 | - | - | - | 68 |
| ALGERIA | 7 | 16 | 21 | 40 | 29 | 6 | 32 | 8 | 8 | - | - | - | 167 |
| ARGENTINA | 7 | 8 | 21 | 11 | 1 | 5 | 13 | 14 | 10 | - | - | - | 90 |
| AUSTRALIA | 520 | 519 | 686 | 633 | 603 | 668 | 1,152 | 940 | 793 | - | - | - | 6,514 |
| AUSTRIA | 120 | 137 | 85 | 35 | 38 | 32 | 676 | 115 | 50 | - | - | - | 1,288 |
| AZERBAIJAN | - | - | - | - | - | - | - | - | - | - | - | - | 0 |
| BAHRAIN | 19 | 17 | 19 | 1 | 2 | 2 | 2 | 46 | 7 | - | - | - | 115 |
| BANGLADESH | 284 | 288 | 316 | 658 | 863 | 693 | 969 | 1,000 | 878 | - | - | - | 5,949 |
| BELARUS | - | 8 | 8 | - | 36 | 2 | 154 | 127 | 120 | - | - | - | 455 |
| BELGIUM | 142 | 138 | 207 | 234 | 189 | 208 | 840 | 579 | 380 | - | - | - | 2,917 |
| BOLIVIA | - | - | - | - | - | - | - | - | 1 | - | - | - | 1 |
| BOSNIA H. | 1 | 3 | - | 1 | 3 | 5 | - | - | - | - | - | - | 13 |
| BOTSWANA | - | - | - | - | - | - | - | - | - | - | - | - | 0 |
| BRAZIL | 5 | 18 | 25 | 7 | 13 | 5 | 53 | 63 | 64 | - | - | - | 253 |
| BULGARIA | 2 | 4 | 2 | 1 | - | - | 1 | 1 | - | - | - | - | 11 |
| CAMERON | - | 10 | 3 | - | - | - | - | - | - | - | - | - | 13 |
| CANADA | 96 | 163 | 145 | 113 | 146 | 171 | 144 | 167 | 104 | - | - | - | 1,249 |
| CHILE | 17 | 2 | 9 | 15 | 26 | 18 | 6 | 4 | 21 | - | - | - | 118 |
| CHINA | 13,319 | 13,715 | 15,382 | 28,830 | 26,798 | 33,235 | 38,889 | 41,895 | 43,774 | - | - | - | 255,837 |
| COLOMBIA | - | - | 1 | 3 | 6 | 1 | 2 | 5 | 5 | - | - | - | 23 |
| COSTA RICA | - | - | - | 1 | - | 2 | - | - | - | - | - | - | 3 |
| CROATIA | 3 | 3 | 2 | 5 | 5 | - | 1 | 5 | 1 | - | - | - | 25 |
| CUBA | - | - | - | - | - | - | - | 1 | - | - | - | - | 1 |
| CZECH REP. | 81 | 103 | 69 | 100 | 74 | 78 | 116 | 123 | 47 | - | - | - | 791 |
| DENMARK | 245 | 203 | 232 | 94 | 121 | 64 | 393 | 117 | 145 | - | - | - | 1,614 |
| DOM. REPUBLIC | - | - | - | - | - | - | - | - | - | - | - | - | 0 |
| ECUADOR | - | 1 | 3 | - | 8 | - | 1 | - | - | - | - | - | 13 |
| EGYPT | 29 | 39 | 34 | 14 | 36 | 20 | 59 | 81 | 23 | - | - | - | 335 |
| ESTONIA | 7 | 35 | 4 | - | 1 | - | - | 1 | - | - | - | - | 48 |
| ETHIOPIA | - | - | - | - | - | - | 10 | - | - | - | - | - | 10 |
| FINLAND | 25 | 34 | 20 | 39 | 46 | 32 | 29 | 28 | 21 | - | - | - | 274 |
| FRANCE | 460 | 760 | 815 | 1,055 | 1,091 | 1,047 | 2,601 | 3,018 | 1,134 | - | - | - | 11,981 |
| GERMANY | 845 | 1,342 | 1,602 | 1,107 | 1,322 | 1,060 | 1,278 | 1,852 | 1,289 | - | - | - | 11,697 |
| GREECE | 10 | 15 | 24 | 16 | 7 | 8 | 10 | 30 | 2 | - | - | - | 122 |
| HAITI | - | - | - | - | - | - | - | - | - | - | - | - | 0 |
| HONG KONG | 259 | 335 | 331 | 289 | 355 | 596 | 975 | 1,497 | 828 | - | - | - | 5,465 |
| HUNGARY | 68 | 64 | 72 | 44 | 14 | 20 | 21 | 19 | 2 | - | - | - | 324 |
| ICELAND | - | - | - | 16 | 18 | 8 | - | - | - | - | - | - | 42 |
| INDIA | 2,283 | 2,402 | 2,762 | 3,726 | 9,176 | 6,119 | 4,560 | 4,722 | 4,455 | - | - | - | 40,205 |
| IRAN | 75 | 77 | 105 | 191 | 221 | 175 | 132 | 239 | 148 | - | - | - | 1,363 |
| IRAQ | - | 4 | 12 | 10 | 24 | 14 | 14 | 2 | 2 | - | - | - | 82 |
| IRELAND | 49 | 70 | 90 | 43 | 39 | 46 | 49 | 71 | 35 | - | - | - | 492 |
| ITALY | 250 | 255 | 298 | 409 | 316 | 457 | 939 | 3,437 | 640 | - | - | - | 7,001 |
| JAPAN | 524 | 791 | 616 | 482 | 563 | 540 | 641 | 1,419 | 668 | - | - | - | 6,244 |
| JORDAN | 10 | 20 | 21 | 6 | 24 | 31 | 20 | 14 | 11 | - | - | - | 157 |
| KAZAKHSTAN | 1 | 14 | 16 | 6 | 13 | 5 | 8 | 6 | 8 | - | - | - | 77 |
| KENYA | 9 | - | 3 | - | 7 | 2 | 7 | 1 | 1 | - | - | - | 30 |
| KOREA | 240 | 282 | 330 | 381 | 339 | 443 | 616 | 601 | 421 | - | - | - | 3,653 |
| KUWAIT | 27 | 31 | 17 | 14 | 37 | 174 | 506 | 980 | 97 | - | - | - | 1,883 |
| LATVIA | 5 | 7 | 4 | 1 | 1 | - | 6 | - | - | - | - | - | 24 |
| LEBANON | 30 | 24 | 52 | 73 | 50 | 56 | 40 | 81 | 26 | - | - | - | 432 |
| LIBYA | 11 | 7 | 3 | - | 8 | - | - | - | 2 | - | - | - | 31 |
| LITHUANIA | 22 | 78 | 33 | 20 | 11 | 12 | 18 | 2 | - | - | - | - | 196 |
| LUXEMBOURG | 15 | 33 | - | 11 | 10 | 1 | 21 | 15 | 8 | - | - | - | 114 |
| MALDIVES | 18 | 24 | 4 | 4 | 33 | 12 | 7 | 8 | 24 | - | - | - | 134 |
| MALTA | 2 | 10 | 21 | 2 | 7 | 1 | 6 | 2 | 7 | - | - | - | 58 |
| MAURITIUS | - | - | 4 | 8 | - | 2 | 6 | 16 | 10 | - | - | - | 46 |

| | | | | | | | | | | | | | |
|---------------------------|----------------|----------------|----------------|------------------|------------------|------------------|------------------|------------------|------------------|----------|----------|----------|-------------------|
| MEXICO | 6 | 9 | 12 | 8 | 10 | 11 | 2 | 18 | 27 | - | - | - | 103 |
| MONGOLIA | 1 | 6 | - | 5 | 2 | 26 | 32 | 45 | 28 | - | - | - | 145 |
| MOROCCO | 2 | 13 | - | 3 | 18 | 14 | 19 | 50 | 17 | - | - | - | 136 |
| MOZAMBIQUE | - | - | - | - | - | - | - | - | - | - | - | - | 0 |
| NEPAL | 50 | 73 | 65 | 68 | 152 | 139 | 74 | 120 | 70 | - | - | - | 811 |
| NETHERLANDS | 770 | 701 | 800 | 1,046 | 1,114 | 841 | 3,272 | 2,569 | 1,248 | - | - | - | 12,361 |
| NEW ZEALAND | 64 | 80 | 97 | 89 | 99 | 115 | 118 | 109 | 82 | - | - | - | 853 |
| NIGERIA | 12 | 14 | 25 | 31 | 32 | 25 | 15 | 4 | 8 | - | - | - | 166 |
| NORWAY | 19 | 37 | 46 | 39 | 25 | 46 | 45 | 38 | 16 | - | - | - | 311 |
| OMAN | 79 | 78 | 47 | 11 | 32 | 49 | 452 | 439 | 38 | - | - | - | 1,225 |
| PAKISTAN | 324 | 355 | 360 | 387 | 710 | 628 | 1,750 | 1,350 | 697 | - | - | - | 6,561 |
| PALESTINE | 6 | 2 | 4 | 6 | 1 | - | 4 | 15 | 21 | - | - | - | 59 |
| PAPUA N.G. | - | - | - | 2 | - | 2 | - | - | - | - | - | - | 4 |
| PERU | 1 | - | 2 | 4 | - | 3 | 2 | 4 | 2 | - | - | - | 18 |
| POLAND | 378 | 645 | 425 | 219 | 230 | 205 | 451 | 297 | 188 | - | - | - | 3,038 |
| PORTUGAL | 16 | 26 | 27 | 18 | 11 | 12 | 29 | 26 | 20 | - | - | - | 185 |
| QATAR | 15 | 21 | 44 | 3 | - | 24 | 162 | 102 | 8 | - | - | - | 379 |
| REU. ISLAND | 2 | - | - | - | - | - | 2 | - | - | - | - | - | 4 |
| ROMANIA | 7 | 17 | 11 | 15 | 6 | 6 | 8 | 3 | 7 | - | - | - | 80 |
| RUSSIAN | 67 | 99 | 166 | 94 | 121 | 111 | 348 | 334 | 282 | - | - | - | 1,622 |
| SAUDI ARABIA | 367 | 244 | 173 | 37 | 74 | 128 | 106 | 80 | 57 | - | - | - | 1,266 |
| SCOTLAND | 4 | 3 | - | - | 2 | 2 | - | 2 | - | - | - | - | 13 |
| SERBIA | - | 6 | - | 2 | - | - | - | 6 | 1 | - | - | - | 15 |
| SOMALIA | - | - | - | - | - | - | - | - | - | - | - | - | 0 |
| SLOVAKIA | 19 | 29 | 11 | 6 | 3 | 19 | 1 | 8 | 1 | - | - | - | 97 |
| SLOVENIA | 11 | 23 | 20 | 44 | 18 | 28 | 38 | 33 | 8 | - | - | - | 223 |
| SOUTH AFRICA | 16 | 22 | 16 | 37 | 6 | 23 | 22 | 20 | 11 | - | - | - | 173 |
| SPAIN | 146 | 217 | 220 | 169 | 144 | 249 | 732 | 1,183 | 507 | - | - | - | 3,567 |
| SRI LANKA | 114 | 112 | 158 | 168 | 157 | 153 | 132 | 285 | 93 | - | - | - | 1,372 |
| SUDAN | 2 | 8 | 13 | - | 3 | 3 | 22 | 28 | 2 | - | - | - | 81 |
| SWEDEN | 47 | 65 | 46 | 27 | 47 | 48 | 65 | 61 | 35 | - | - | - | 441 |
| SWITZERLAND | 205 | 225 | 211 | 208 | 239 | 295 | 671 | 280 | 187 | - | - | - | 2,521 |
| SYRIA | 39 | 49 | 53 | 57 | 77 | 77 | 20 | 38 | 32 | - | - | - | 442 |
| TAIWAN | 350 | 372 | 467 | 475 | 795 | 769 | 1,184 | 830 | 774 | - | - | - | 6,016 |
| TANZANIA | - | 5 | 1 | 1 | - | - | 6 | 15 | - | - | - | - | 28 |
| TUNISIA | 1 | 1 | - | - | 5 | 8 | 6 | 14 | 3 | - | - | - | 38 |
| TURKEY | 69 | 74 | 58 | 124 | 74 | 82 | 27 | 63 | 34 | - | - | - | 605 |
| UKRAINE | 3 | 13 | 4 | 4 | 7 | 5 | 4 | 29 | 25 | - | - | - | 94 |
| UAE | 59 | 62 | 77 | 54 | 124 | 124 | 202 | 174 | 96 | - | - | - | 972 |
| U. KINGDOM | 847 | 1,148 | 1,157 | 1,097 | 910 | 851 | 1,387 | 1,311 | 1,048 | - | - | - | 9,756 |
| USA | 578 | 642 | 710 | 520 | 640 | 632 | 1,120 | 472 | 361 | - | - | - | 5,675 |
| URUGUAY | - | 2 | 5 | 2 | 1 | - | - | - | 2 | - | - | - | 12 |
| UZBEKISTAN | 2 | 5 | 7 | 3 | - | 5 | 9 | 4 | 3 | - | - | - | 38 |
| VENEZUELA | 2 | - | 2 | 1 | 8 | 3 | - | 2 | 2 | - | - | - | 20 |
| YEMEN | 27 | 45 | 14 | 9 | 31 | 32 | 36 | 52 | 11 | - | - | - | 257 |
| ZAMBIA | 3 | - | - | - | - | - | - | - | - | - | - | - | 3 |
| ZIMBABWE | - | 2 | - | 2 | 1 | - | - | - | 1 | - | - | - | 6 |
| OTHERS | 6,175 | 6,381 | 7,268 | 7,658 | 8,750 | 8,838 | 8,480 | 8,164 | 8,893 | - | - | - | 70,607 |
| JUMLAH | 31,047 | 34,040 | 37,352 | 51,502 | 57,410 | 60,707 | 77,121 | 82,049 | 71,219 | 0 | 0 | 0 | 502,447 |
| JUMLAH KESELURUHAN | 909,490 | 960,789 | 989,419 | 1,036,556 | 1,064,124 | 1,145,280 | 1,215,413 | 1,364,692 | 1,522,204 | 0 | 0 | 0 | 10,207,967 |

| | | | | | | | | | | | | | | | |
|---------------------------|----------------|----------------|----------------|----------------|----------------|----------------|----------------|----------------|----------------|----------|----------|----------|----------|----------|------------------|
| LITHUANIA | | | | | | | | | | | | | | | 0 |
| LUXEMBOURG | | | | | | | | | | | | | | | 0 |
| MALDIVES | | | | | | 2 | | | | | | | | | 2 |
| MALTA | | | | | | | | | | | | | | | 0 |
| MAURITIUS | | | | | | | | | | | | | | | 0 |
| MEXICO | | | 4 | 4 | 2 | | | | 2 | | | | | | 12 |
| MONGOLIA | | | | | | | | | | | | | | | 0 |
| MOROCCO | | | | | | | | | | | | | | | 0 |
| MOZAMBIQUE | | | | | | | | | | | | | | | 0 |
| NEPAL | | 10 | 13 | 36 | 36 | 22 | 18 | 27 | 22 | | | | | | 184 |
| NETHERLANDS | 34 | 36 | 20 | 26 | 26 | 18 | 9 | 11 | 21 | | | | | | 201 |
| NEW ZEALAND | | 2 | | 2 | | 2 | | | | | | | | | 6 |
| NIGERIA | | | | | | | | | | | | | | | 0 |
| NORWAY | | 3 | | | | | | | | | | | | | 3 |
| OMAN | | | | | | | | | | | | | | | 0 |
| PAKISTAN | 7 | 8 | 10 | 18 | 18 | 22 | 15 | 11 | 10 | | | | | | 119 |
| PALESTINE | | | | | | | | | | | | | | | 0 |
| PAPUA N.G. | | | | | | | | | | | | | | | 0 |
| PERU | | | | | | 1 | | | | | | | | | 1 |
| POLAND | 3 | 5 | | | | | | | | | | | | | 8 |
| PORTUGAL | | 2 | 2 | | | | 2 | | 4 | | | | | | 10 |
| QATAR | 4 | 4 | 9 | | | | | 8 | 6 | | | | | | 31 |
| REU. ISLAND | | | | | | | | | | | | | | | 0 |
| ROMANIA | | | | | | | | | | | | | | | 0 |
| RUSSIAN | 12 | 12 | 8 | | | 4 | | | 2 | | | | | | 38 |
| SAUDI ARABIA | | | 20 | 6 | 6 | 6 | | 10 | 10 | | | | | | 58 |
| SCOTLAND | | | | | | | | | | | | | | | 0 |
| SERBIA | | | | | | | | | | | | | | | 0 |
| SOMALIA | | | | | | | | | | | | | | | 0 |
| SLOVAKIA | | | | | | | | | | | | | | | 0 |
| SLOVENIA | | | | 4 | 4 | 4 | | 2 | | | | | | | 14 |
| SOUTH AFRICA | 2 | | | 16 | | | | | | 2 | | | | | 20 |
| SPAIN | | 2 | 8 | | | | | 2 | 2 | | | | | | 14 |
| SRI LANKA | | | | | | 1 | | | | | | | | | 1 |
| SUDAN | | | | | | | | | | | | | | | 0 |
| SWEDEN | | | | | | 2 | | | | | | | | | 2 |
| SWITZERLAND | 8 | 6 | | 12 | 12 | 29 | | 2 | 3 | | | | | | 72 |
| SYRIA | | | | | | | | | | | | | | | 0 |
| TAIWAN | 3 | 3 | 4 | 2 | 2 | 2 | 3 | 7 | 10 | | | | | | 36 |
| TANZANIA | | | | | | | | | | | | | | | 0 |
| TUNISIA | | | | | | | | | | | | | | | 0 |
| TURKEY | | 5 | 10 | | | | | | | | | | | | 15 |
| UKRAINE | | | | | | | | | | | | | | | 0 |
| UAE | | | 2 | | | 1 | | 1 | 5 | | | | | | 9 |
| U. KINGDOM | 52 | 61 | 38 | 44 | 44 | 43 | 39 | 40 | 58 | | | | | | 419 |
| USA | 64 | 83 | 70 | 32 | 28 | 52 | 29 | 30 | 27 | | | | | | 415 |
| URUGUAY | | | | | | | | | | | | | | | 0 |
| UZBEKISTAN | | | | | | | | | | | | | | | 0 |
| VENEZUELA | | | | | | | | | | | | | | | 0 |
| YEMEN | | 8 | | | | | | 3 | | | | | | | 11 |
| ZAMBIA | | | | | | | | | | | | | | | 0 |
| ZIMBABWE | | | | | | | | | | | | | | | 0 |
| OTHERS | 4 | 6 | 3 | | | | 8 | | 2 | | | | | | 23 |
| JUMLAH | 571 | 749 | 585 | 591 | 589 | 533 | 462 | 555 | 629 | 0 | 0 | 0 | 0 | 0 | 5,264 |
| JUMLAH KESELURUHAN | 159,800 | 166,848 | 154,784 | 164,391 | 160,545 | 184,347 | 184,694 | 182,890 | 203,006 | 0 | 0 | 0 | 0 | 0 | 1,561,305 |

| | | | | | | | | | | | | | |
|---------------------------|---------------|---------------|---------------|---------------|---------------|---------------|---------------|---------------|---------------|----------|----------|----------|----------------|
| LITHUANIA | | | | | | | | | | | | | 0 |
| LUXEMBOURG | | | | | | | | | | | | | 0 |
| MALDIVES | 2 | | | | 3 | | | | 3 | | | | 8 |
| MALTA | | | | | | | | | | | | | 0 |
| MAURITIUS | | | | | | | | | 2 | | | | 2 |
| MEXICO | | | | | | | | | | | | | 0 |
| MONGOLIA | | | | | | | | | | | | | 0 |
| MOROCCO | | | | | | | | | | | | | 0 |
| MOZAMBIQUE | | | | | | | | | | | | | 0 |
| NEPAL | | 4 | | | 2 | 2 | | | 3 | | | | 11 |
| NETHERLANDS | 72 | 60 | 67 | 54 | 52 | 49 | 33 | 37 | 42 | | | | 466 |
| NEW ZEALAND | 6 | | 8 | | 5 | 2 | | 2 | 3 | | | | 26 |
| NIGERIA | | | | | | | | | | | | | 0 |
| NORWAY | | | | | | | | | | | | | 0 |
| OMAN | | | | | | | | | | | | | 0 |
| PAKISTAN | | 2 | 2 | | 3 | | | 3 | | | | | 10 |
| PALESTINE | | | | | | | | | | | | | 0 |
| PAPUA N.G. | | | | | | | | | | | | | 0 |
| PERU | | | | | | | | | | | | | 0 |
| POLAND | 8 | 5 | 7 | | 3 | | | 2 | | | | | 25 |
| PORTUGAL | 4 | 2 | | | | 4 | | | 3 | | | | 13 |
| QATAR | | | | | | | | | | | | | 0 |
| REU. ISLAND | | | | | | | | | | | | | 0 |
| ROMANIA | | | | | | | | | | | | | 0 |
| RUSSIAN | | | | | | | | | | | | | 0 |
| SAUDI ARABIA | 19 | 21 | 24 | | 14 | 16 | 10 | | 12 | | | | 116 |
| SCOTLAND | | | | | | | | | | | | | 0 |
| SERBIA | | | | | | | | | | | | | 0 |
| SOMALIA | | | | | | | | | | | | | 0 |
| SLOVAKIA | | | | | | | | | | | | | 0 |
| SLOVENIA | | | | | | | | | | | | | 0 |
| SOUTH AFRICA | 4 | | 2 | | 3 | | | 4 | | | | | 13 |
| SPAIN | | 2 | | | 2 | 2 | 2 | 2 | 2 | | | | 12 |
| SRI LANKA | 2 | | | | 2 | | | | | | | | 4 |
| SUDAN | | | | | | | | | | | | | 0 |
| SWEDEN | | | | | | | | | | | | | 0 |
| SWITZERLAND | 4 | | 10 | | | 3 | | 2 | 6 | | | | 25 |
| SYRIA | | | | | | | | | | | | | 0 |
| TAIWAN | | 6 | 10 | | 7 | 2 | 5 | 4 | 6 | | | | 40 |
| TANZANIA | | | | | | | | | | | | | 0 |
| TUNISIA | | | | | | | | | | | | | 0 |
| TURKEY | | | | | | | | | | | | | 0 |
| UKRAINE | | | | | | | | | | | | | 0 |
| UAE | 20 | 16 | 29 | 12 | 19 | 24 | 14 | 10 | 28 | | | | 172 |
| U. KINGDOM | 157 | 131 | 164 | 86 | 98 | 107 | 95 | 98 | 114 | | | | 1,050 |
| USA | 72 | 50 | 53 | 48 | 52 | 49 | 40 | 29 | 34 | | | | 427 |
| URUGUAY | | | | | | | | | | | | | 0 |
| UZBEKISTAN | 2 | | | | | | | | 3 | | | | 5 |
| VENEZUELA | 2 | | | | | 2 | | 2 | | | | | 6 |
| YEMEN | | | | | | | | | | | | | 0 |
| ZAMBIA | | | | | | | | | | | | | 0 |
| ZIMBABWE | | | | | | | | | | | | | 0 |
| OTHERS | | 6 | 2 | 4 | | 2 | | 3 | 4 | | | | 21 |
| JUMLAH | 789 | 653 | 716 | 474 | 599 | 560 | 460 | 455 | 618 | 0 | 0 | 0 | 5,324 |
| JUMLAH KESELURUHAN | 15,583 | 15,214 | 19,227 | 15,209 | 15,192 | 16,020 | 20,098 | 23,983 | 27,357 | 0 | 0 | 0 | 167,883 |

| | | | | | | | | | | | | | |
|---------------------------|--------------|--------------|--------------|--------------|--------------|--------------|--------------|--------------|--------------|----------|----------|----------|---------------|
| LITHUANIA | | | | | | | | | | | | | 0 |
| LUXEMBOURG | | | | | | | | | | | | | 0 |
| MALDIVES | | | | | | | | | | | | | 0 |
| MALTA | | | | | | | | | | | | | 0 |
| MAURITIUS | | | | | | | | | | | | | 0 |
| MEXICO | | | | | | | | | | | | | 0 |
| MONGOLIA | | | | | | | | | | | | | 0 |
| MOROCCO | | | | | | | | | | | | | 0 |
| MOZAMBIQUE | | | | | | | | | | | | | 0 |
| NEPAL | 1 | 2 | | | | 1 | | | | | | | 4 |
| NETHERLANDS | 4 | 2 | 8 | 1 | 5 | 3 | 2 | 3 | 5 | | | | 33 |
| NEW ZEALAND | | 2 | | | | | | | | | | | 2 |
| NIGERIA | | | | | | | | | | | | | 0 |
| NORWAY | | | | | | 2 | | 2 | | | | | 4 |
| OMAN | | | | | | | | | | | | | 0 |
| PAKISTAN | 2 | | | | 2 | | | | | | | | 4 |
| PALESTINE | | | | | | | | | | | | | 0 |
| PAPUA N.G. | | | | | | | | | | | | | 0 |
| PERU | | | | | | | | | | | | | 0 |
| POLAND | | | | | | | | | | | | | 0 |
| PORTUGAL | | 2 | | | | | | | | | | | 2 |
| QATAR | | | | | | | | | | | | | 0 |
| REU. ISLAND | | | | | | | | | | | | | 0 |
| ROMANIA | | | | | | | | | | | | | 0 |
| RUSSIAN | 2 | | | | | | | | | | | | 2 |
| SAUDI ARABIA | | | | | | | | | | | | | 0 |
| SCOTLAND | | | | | | | | | | | | | 0 |
| SERBIA | | | | | | | | | | | | | 0 |
| SOMALIA | | | | | | | | | | | | | 0 |
| SLOVAKIA | | | | | | | | | | | | | 0 |
| SLOVENIA | | | | | | | | | | | | | 0 |
| SOUTH AFRICA | | 2 | | | | | | | | | | | 2 |
| SPAIN | 2 | | 3 | 2 | | | | | 2 | | | | 9 |
| SRI LANKA | | | | | | | | | | | | | 0 |
| SUDAN | | | | | | | | | | | | | 0 |
| SWEDEN | | | | | | | | | | | | | 0 |
| SWITZERLAND | 3 | | | | | | | | | | | | 3 |
| SYRIA | | | | | | | | | | | | | 0 |
| TAIWAN | 5 | 9 | 12 | | 3 | 8 | 2 | 5 | 6 | | | | 50 |
| TANZANIA | | | | | | | | | | | | | 0 |
| TUNISIA | | | | | | | | | | | | | 0 |
| TURKEY | | | | | | | | | | | | | 0 |
| UKRAINE | | | | | | | | | | | | | 0 |
| UAE | | | | | | | | | | | | | 0 |
| U. KINGDOM | 2 | | 3 | 2 | 2 | 4 | 4 | 4 | 5 | | | | 26 |
| USA | | 2 | 4 | | 5 | | | 3 | | | | | 14 |
| URUGUAY | | | | | | | | | | | | | 0 |
| UZBEKISTAN | | | | | | | | | | | | | 0 |
| VENEZUELA | | | | | | | | | | | | | 0 |
| YEMEN | | | | | | | | | | | | | 0 |
| ZAMBIA | | | | | | | | | | | | | 0 |
| ZIMBABWE | | | | | | | | | | | | | 0 |
| OTHERS | | | | | | | | | | | | | 0 |
| JUMLAH | 66 | 51 | 113 | 41 | 54 | 56 | 32 | 45 | 84 | 0 | 0 | 0 | 542 |
| JUMLAH KESELURUHAN | 2,196 | 2,940 | 5,742 | 3,263 | 2,898 | 3,108 | 5,070 | 8,058 | 8,475 | 0 | 0 | 0 | 41,750 |

| | | | | | | | | | | | | | |
|---------------------------|--------------|--------------|--------------|--------------|------------|--------------|--------------|--------------|--------------|----------|----------|----------|---------------|
| LITHUANIA | | | | | | | | | | | | | 0 |
| LUXEMBOURG | | | | | | | | | | | | | 0 |
| MALDIVES | | | | | | | | | | | | | 0 |
| MALTA | | | | | | | | | | | | | 0 |
| MAURITIUS | | | | | | | | | | | | | 0 |
| MEXICO | | | | | | | | | | | | | 0 |
| MONGOLIA | | | | | | | | | | | | | 0 |
| MOROCCO | | | | | | | | | | | | | 0 |
| MOZAMBIQUE | | | | | | | | | | | | | 0 |
| NEPAL | 4 | 2 | 8 | | | | | 2 | 2 | | | | 18 |
| NETHERLANDS | 3 | 3 | 4 | | | | | | | | | | 10 |
| NEW ZEALAND | | | | | 11 | | | | | | | | 11 |
| NIGERIA | | | | | | | | | | | | | 0 |
| NORWAY | | | | | | | | | | | | | 0 |
| OMAN | | | | | | | | | | | | | 0 |
| PAKISTAN | 2 | 2 | | | | | | | 2 | | | | 6 |
| PALESTINE | | | | | | | | | | | | | 0 |
| PAPUA N.G. | | | | | | | | | | | | | 0 |
| PERU | | | | | | | | | | | | | 0 |
| POLAND | | | | | | | | | | | | | 0 |
| PORTUGAL | | | | | | | | | | | | | 0 |
| QATAR | | | | | | | | 3 | | | | | 3 |
| REU. ISLAND | | | | | | | | | | | | | 0 |
| ROMANIA | | | | | | | | | | | | | 0 |
| RUSSIAN | 4 | | 2 | | 1 | | | 2 | 1 | | | | 10 |
| SAUDI ARABIA | 2 | 2 | 3 | | | | | 2 | | | | | 9 |
| SCOTLAND | | | | | | | | | | | | | 0 |
| SERBIA | | | | | | | | | | | | | 0 |
| SOMALIA | | | | | | | | | | | | | 0 |
| SLOVAKIA | | | | | | | | | | | | | 0 |
| SLOVENIA | | | | | | | | | | | | | 0 |
| SOUTH AFRICA | | | | | | | | | | | | | 0 |
| SPAIN | | | | | | | | | | | | | 0 |
| SRI LANKA | | | | | | | | | | | | | 0 |
| SUDAN | | | | | | | | | | | | | 0 |
| SWEDEN | | 2 | | | | | | 3 | | | | | 5 |
| SWITZERLAND | | | 2 | | | 1 | | | | | | | 3 |
| SYRIA | | | | | | | | | | | | | 0 |
| TAIWAN | 4 | | 2 | | | | | 2 | 2 | | | | 10 |
| TANZANIA | | | | | | | | | | | | | 0 |
| TUNISIA | | | | | | | | | | | | | 0 |
| TURKEY | | 4 | | | | | | | | | | | 4 |
| UKRAINE | | | | | | | | | | | | | 0 |
| UAE | | | | | | | | | | | | | 0 |
| U. KINGDOM | 2 | 4 | 2 | | | | | 2 | | | | | 10 |
| USA | 2 | | 6 | | | | | 4 | 2 | | | | 14 |
| URUGUAY | | | | | | | | | | | | | 0 |
| UZBEKISTAN | | | | | | | | | | | | | 0 |
| VENEZUELA | | | | | | | | | | | | | 0 |
| YEMEN | | | | | | | | | | | | | 0 |
| ZAMBIA | | | | | | | | | | | | | 0 |
| ZIMBABWE | | | | | | | | | | | | | 0 |
| OTHERS | | | | | 4 | | | | | | | | 4 |
| JUMLAH | 65 | 44 | 65 | 38 | 65 | 24 | 10 | 61 | 49 | 0 | 0 | 0 | 421 |
| JUMLAH KESELURUHAN | 2,416 | 2,699 | 2,652 | 2,069 | 718 | 3,230 | 2,745 | 2,946 | 3,248 | 0 | 0 | 0 | 22,723 |

KEDATANGAN PELANCONG TASIK CHINI



| NEGARA / BULAN | JAN | FEB | MAC | APR | MEI | JUN | JUL | OGO | SEP | OKT | NOV | DIS | JUMLAH |
|---------------------|-----------|-----------|-----------|------------|------------|------------|----------|-----------|-----------|----------|----------|----------|------------|
| DOMESTIK | | | | | | | | | | | | | |
| MALAYSIA | 57 | 79 | 73 | 200 | 131 | 240 | 0 | 54 | 44 | | | | 878 |
| JUMLAH | 57 | 79 | 73 | 200 | 131 | 240 | 0 | 54 | 44 | - | - | - | 878 |
| ASEAN | | | | | | | | | | | | | |
| BRUNEI | | | | | | | | | | | | | 0 |
| CAMBODIA | | | | | | | | | | | | | 0 |
| INDONESIA | | | | | | | | | 2 | | | | 2 |
| LAOS | | | | | | | | | | | | | 0 |
| MYANMAR | | | | | | | | | | | | | 0 |
| PHILIPPINES | | | | | | | | 1 | | | | | 1 |
| SINGAPORE | | | | | | | | | | | | | 0 |
| THAILAND | | | | | | | | | | | | | 0 |
| VIETNAM | | | | | | | | | | | | | 0 |
| JUMLAH | - | - | - | - | - | - | - | 1 | 2 | 0 | 0 | 0 | 3 |
| ANTARABANGSA | | | | | | | | | | | | | |
| AFGHANISTAN | | | | | | | | | | | | | 0 |
| ALBANIA | | | | | | | | | | | | | 0 |
| ALGERIA | | | | | | | | | | | | | 0 |
| ARGENTINA | | | | | | | | | | | | | 0 |
| AUSTRALIA | | | | | | | | | | | | | 0 |
| AUSTRIA | | | | | | | | | | | | | 0 |
| AZERBAIJAN | | | | | | | | | | | | | 0 |
| BAHRAIN | | | | | | | | | | | | | 0 |
| BANGLADESH | | | | | | | | 1 | | | | | 1 |
| BELARUS | | | | | | | | | | | | | 0 |
| BELGIUM | | | | | | | | | | | | | 0 |
| BOLIVIA | | | | | | | | | | | | | 0 |
| BOSNIA H. | | | | | | | | | | | | | 0 |
| BOTSWANA | | | | | | | | | | | | | 0 |
| BRAZIL | | | | | | | | | | | | | 0 |
| BULGARIA | | | | | | | | | | | | | 0 |
| CAMERON | | | | | | | | | | | | | 0 |
| CANADA | | | | | | | | | | | | | 0 |
| CHILE | | | | | | | | | | | | | 0 |
| CHINA | | | | | | | | | | | | | 0 |
| COLOMBIA | | | | | | | | | | | | | 0 |
| COSTA RICA | | | | | | | | | | | | | 0 |
| CROATIA | | | | | | | | | | | | | 0 |
| CUBA | | | | | | | | | | | | | 0 |
| CZECH REP. | | | | | | | | | | | | | 0 |
| DENMARK | | | | | | | | | | | | | 0 |
| DOM. REPUBLIC | | | | | | | | | | | | | 0 |
| ECUADOR | | | | | | | | | | | | | 0 |
| EGYPT | | | | | | | | 1 | | | | | 1 |
| ESTONIA | | | | | | | | | | | | | 0 |
| ETHIOPIA | | | | | | | | | | | | | 0 |
| FINLAND | | | | | | | | | | | | | 0 |
| FRANCE | | | | | | | | | | | | | 0 |
| GERMANY | | | | | | | | | | | | | 0 |
| GREECE | | | | | | | | | | | | | 0 |
| HAITI | | | | | | | | | | | | | 0 |
| HONG KONG | | | | | | | | | | | | | 0 |
| HUNGARY | | | | | | | | | | | | | 0 |
| ICELAND | | | | | | | | | | | | | 0 |
| INDIA | | | | | | | | | | | | | 0 |
| IRAN | | | | | | | | | | | | | 0 |
| IRAQ | | | | | | | | | | | | | 0 |
| IRELAND | | | | | | | | | | | | | 0 |
| ITALY | | | | | | | | | | | | | 0 |
| JAPAN | | | | | | | | | | | | | 0 |
| JORDAN | | | | | | | | | | | | | 0 |
| KAZAKHSTAN | | | | | | | | | | | | | 0 |
| KENYA | | | | | | | | | | | | | 0 |
| KOREA | | | | | | | | | | | | | 0 |
| KUWAIT | | | | | | | | | 1 | | | | 1 |
| LATVIA | | | | | | | | | | | | | 0 |
| LEBANON | | | | | | | | | | | | | 0 |
| LIBYA | | | | | | | | | 1 | | | | 1 |

| | | | | | | | | | | | | | | |
|---------------------------|-----------|-----------|-----------|------------|------------|------------|----------|-----------|-----------|----------|----------|----------|----------|------------|
| LITHUANIA | | | | | | | | | | | | | | 0 |
| LUXEMBOURG | | | | | | | | | | | | | | 0 |
| MALDIVES | | | | | | | | | | | | | | 0 |
| MALTA | | | | | | | | | | | | | | 0 |
| MAURITIUS | | | | | | | | | | | | | | 0 |
| MEXICO | | | | | | | | | | | | | | 0 |
| MONGOLIA | | | | | | | | | | | | | | 0 |
| MOROCCO | | | | | | | | | | | | | | 0 |
| MOZAMBIQUE | | | | | | | | | | | | | | 0 |
| NEPAL | | | | | | | | | | | | | | 0 |
| NETHERLANDS | | | | | | | | | | | | | | 0 |
| NEW ZEALAND | | | | | | | | | | | | | | 0 |
| NIGERIA | | | | | | | | | 2 | | | | | 2 |
| NORWAY | | | | | | | | | | | | | | 0 |
| OMAN | | | | | | | | | | | | | | 0 |
| PAKISTAN | | | | | | | | 2 | | | | | | 2 |
| PALESTINE | | | | | | | | | | | | | | 0 |
| PAPUA N.G. | | | | | | | | | | | | | | 0 |
| PERU | | | | | | | | | | | | | | 0 |
| POLAND | | | | | | | | | | | | | | 0 |
| PORTUGAL | | | | | | | | | | | | | | 0 |
| QATAR | | | | | | | | | | | | | | 0 |
| REU. ISLAND | | | | | | | | | | | | | | 0 |
| ROMANIA | | | | | | | | | | | | | | 0 |
| RUSSIAN | | | | | | | | | | | | | | 0 |
| SAUDI ARABIA | | | | | | | | | | | | | | 0 |
| SCOTLAND | | | | | | | | | | | | | | 0 |
| SERBIA | | | | | | | | | | | | | | 0 |
| SOMALIA | | | | | | | | | | | | | | 0 |
| SLOVAKIA | | | | | | | | | | | | | | 0 |
| SLOVENIA | | | | | | | | | | | | | | 0 |
| SOUTH AFRICA | | | | | | | | | | | | | | 0 |
| SPAIN | | | | | | | | | | | | | | 0 |
| SRI LANKA | | | | | | | | | | | | | | 0 |
| SUDAN | | | | | | | | | | | | | | 0 |
| SWEDEN | | | | | | | | | | | | | | 0 |
| SWITZERLAND | | | | | | | | | | | | | | 0 |
| SYRIA | | | | | | | | | | | | | | 0 |
| TAIWAN | | | | | | | | | | | | | | 0 |
| TANZANIA | | | | | | | | | | | | | | 0 |
| TUNISIA | | | | | | | | | | | | | | 0 |
| TURKEY | | | | | | | | | | | | | | 0 |
| UKRAINE | | | | | | | | | | | | | | 0 |
| UAE | | | | | | | | | | | | | | 0 |
| U. KINGDOM | | | | | | | | 16 | | | | | | 16 |
| USA | | | | | | | | | | | | | | 0 |
| URUGUAY | | | | | | | | | | | | | | 0 |
| UZBEKISTAN | | | | | | | | | | | | | | 0 |
| VENEZUELA | | | | | | | | | | | | | | 0 |
| YEMEN | | | | | | | | | | | | | | 0 |
| ZAMBIA | | | | | | | | | | | | | | 0 |
| ZIMBABWE | | | | | | | | | | | | | | 0 |
| OTHERS | | | | | | | | 1 | | | | | | 1 |
| JUMLAH | 0 | 0 | 0 | 0 | 0 | 0 | 0 | 21 | 4 | 0 | 0 | 0 | 0 | 25 |
| JUMLAH KESELURUHAN | 57 | 79 | 73 | 200 | 131 | 240 | 0 | 76 | 50 | 0 | 0 | 0 | 0 | 906 |

| | | | | | | | | | | | | | |
|---------------------------|--------------|--------------|--------------|--------------|--------------|--------------|--------------|--------------|--------------|----------|----------|----------|---------------|
| LITHUANIA | | | | | | | | | | | | | 0 |
| LUXEMBOURG | | | | | | | | | | | | | 0 |
| MALDIVES | | | | | | | | | | | | | 0 |
| MALTA | | | | | | | | | | | | | 0 |
| MAURITIUS | | | | | | | | | | | | | 0 |
| MEXICO | | | | | | | | | | | | | 0 |
| MONGOLIA | | | | | | | | | | | | | 0 |
| MOROCCO | | | | | | | | | | | | | 0 |
| MOZAMBIQUE | | | | | | | | | | | | | 0 |
| NEPAL | | 2 | 3 | | 1 | | | 1 | 2 | | | | 9 |
| NETHERLANDS | | 2 | 5 | | 1 | | 2 | | 2 | | | | 12 |
| NEW ZEALAND | | | | | | | | | | | | | 0 |
| NIGERIA | | | | | | | | | | | | | 0 |
| NORWAY | | | | | | | | | | | | | 0 |
| OMAN | | | 2 | | | | | 2 | | | | | 4 |
| PAKISTAN | | | | 1 | | 4 | | 2 | | | | | 7 |
| PALESTINE | | | | 1 | 1 | | | | | | | | 2 |
| PAPUA N.G. | | | | | | | | | | | | | 0 |
| PERU | | | | | | | | | | | | | 0 |
| POLAND | | | | | | | | | | | | | 0 |
| PORTUGAL | | 2 | | | | | | | | | | | 2 |
| QATAR | | | | | | | | | | | | | 0 |
| REU. ISLAND | | | | | | | | | | | | | 0 |
| ROMANIA | | | | | | | | | | | | | 0 |
| RUSSIAN | | | | | 4 | | | | | | | | 4 |
| SAUDI ARABIA | | | 6 | | | 10 | | | 3 | | | | 19 |
| SCOTLAND | | | | | | | | | | | | | 0 |
| SERBIA | | | | | | | | | | | | | 0 |
| SOMALIA | | | | | | | | | | | | | 0 |
| SLOVAKIA | | | | | | | | | | | | | 0 |
| SLOVENIA | | | | | | | | | | | | | 0 |
| SOUTH AFRICA | | | | | | | 2 | | 2 | | | | 4 |
| SPAIN | | | | 2 | 1 | | | | 2 | | | | 5 |
| SRI LANKA | | | | | | | | | | | | | 0 |
| SUDAN | | | | | | | | | | | | | 0 |
| SWEDEN | | | | | | 6 | | 4 | | | | | 10 |
| SWITZERLAND | | | 2 | 1 | | | | | | | | | 3 |
| SYRIA | | | | | | | | | | | | | 0 |
| TAIWAN | 3 | 3 | 6 | 1 | | 1 | | 4 | 2 | | | | 20 |
| TANZANIA | | | | | | | | | | | | | 0 |
| TUNISIA | | | | | | | | | | | | | 0 |
| TURKEY | | | | 1 | | | | | | | | | 1 |
| UKRAINE | | | | | | | | | | | | | 0 |
| UAE | | | | | | | | | | | | | 0 |
| U. KINGDOM | | 4 | 3 | 1 | 2 | 1 | 2 | 2 | 4 | | | | 19 |
| USA | | | 4 | 1 | | 4 | | 2 | 3 | | | | 14 |
| URUGUAY | | | | | | | | | | | | | 0 |
| UZBEKISTAN | | | | | | | | | | | | | 0 |
| VENEZUELA | | | | | | | | | | | | | 0 |
| YEMEN | | | | | | | | | | | | | 0 |
| ZAMBIA | | | | | | | | | | | | | 0 |
| ZIMBABWE | | | | | | | | | | | | | 0 |
| OTHERS | | | | | | 4 | | | 3 | | | | 7 |
| JUMLAH | 37 | 62 | 90 | 57 | 52 | 89 | 39 | 62 | 99 | 0 | 0 | 0 | 587 |
| JUMLAH KESELURUHAN | 3,064 | 3,513 | 4,372 | 4,644 | 5,753 | 6,227 | 5,208 | 5,262 | 6,491 | 0 | 0 | 0 | 44,534 |

| | | | | | | | | | | | | | |
|---------------------------|--------------|--------------|---------------|---------------|---------------|---------------|---------------|---------------|---------------|----------|----------|----------|----------------|
| LITHUANIA | | | | | | | | | | | | | 0 |
| LUXEMBOURG | | | | | | | | | | | | | 0 |
| MALDIVES | | | | | | | | | | | | | 0 |
| MALTA | | | | | | | | | | | | | 0 |
| MAURITIUS | | | | | | | | | | | | | 0 |
| MEXICO | | | | | | | | | | | | | 0 |
| MONGOLIA | | | | | | | | | | | | | 0 |
| MOROCCO | | | | | | | | | | | | | 0 |
| MOZAMBIQUE | | | | | | | | | | | | | 0 |
| NEPAL | | | | | | | | | | | | | 0 |
| NETHERLANDS | 11 | 8 | 10 | 28 | 89 | 121 | 143 | 110 | 97 | | | | 617 |
| NEW ZEALAND | 2 | 6 | 3 | 13 | 19 | 22 | 27 | 20 | 26 | | | | 138 |
| NIGERIA | | | | | | | | | | | | | 0 |
| NORWAY | | 4 | 5 | 12 | 20 | 11 | 8 | 27 | 10 | | | | 97 |
| OMAN | | | | | | | | | | | | | 0 |
| PAKISTAN | | | | | | | | | | | | | 0 |
| PALESTINE | | | | | | | | | | | | | 0 |
| PAPUA N.G. | | | | | | | | | | | | | 0 |
| PERU | | | | | | | | | | | | | 0 |
| POLAND | | 2 | 2 | 5 | 19 | 16 | 29 | 11 | 24 | | | | 108 |
| PORTUGAL | | | | | | | | | | | | | 0 |
| QATAR | | | | | | | | | | | | | 0 |
| REU. ISLAND | | | | | | | | | | | | | 0 |
| ROMANIA | | | | | | | | | | | | | 0 |
| RUSSIAN | | 1 | 8 | 5 | 15 | 28 | 16 | 26 | 18 | | | | 117 |
| SAUDI ARABIA | | | | | | | | | | | | | 0 |
| SCOTLAND | | | | | | | | | | | | | 0 |
| SERBIA | | | | | | | | | | | | | 0 |
| SOMALIA | | | | | | | | | | | | | 0 |
| SLOVAKIA | | | | | | | | | | | | | 0 |
| SLOVENIA | | | | | | | | | | | | | 0 |
| SOUTH AFRICA | | | | | | | | | | | | | 0 |
| SPAIN | 3 | 9 | 5 | 22 | 35 | 26 | 31 | 25 | 23 | | | | 179 |
| SRI LANKA | | | | | | | | | | | | | 0 |
| SUDAN | | | | | | | | | | | | | 0 |
| SWEDEN | 2 | 3 | 5 | 15 | 33 | 15 | 30 | 24 | 18 | | | | 145 |
| SWITZERLAND | | 5 | 4 | 21 | 47 | 29 | 26 | 30 | 22 | | | | 184 |
| SYRIA | | | | | | | | | | | | | 0 |
| TAIWAN | | | | | | | | | | | | | 0 |
| TANZANIA | | | | | | | | | | | | | 0 |
| TUNISIA | | | | | | | | | | | | | 0 |
| TURKEY | | | | | | | | | | | | | 0 |
| UKRAINE | | | | | | | | | | | | | 0 |
| UAE | | | | | | | | | | | | | 0 |
| U. KINGDOM | 9 | 27 | 52 | 72 | 108 | 84 | 207 | 258 | 223 | | | | 1,040 |
| USA | 3 | 10 | 11 | 39 | 51 | 32 | 88 | 63 | 73 | | | | 370 |
| URUGUAY | | | | | | | | | | | | | 0 |
| UZBEKISTAN | | | | | | | | | | | | | 0 |
| VENEZUELA | | | | | | | | | | | | | 0 |
| YEMEN | | | | | | | | | | | | | 0 |
| ZAMBIA | | | | | | | | | | | | | 0 |
| ZIMBABWE | | | | | | | | | | | | | 0 |
| OTHERS | 13 | 35 | 30 | 73 | 181 | 142 | 105 | 114 | 129 | | | | 822 |
| JUMLAH | 93 | 241 | 462 | 911 | 1,958 | 1,906 | 2,320 | 2,044 | 1,965 | 0 | 0 | 0 | 11,900 |
| JUMLAH KESELURUHAN | 1,910 | 5,688 | 16,639 | 19,451 | 31,732 | 30,567 | 32,926 | 29,282 | 27,148 | 0 | 0 | 0 | 195,343 |

| | | | | | | | | | | | | | | |
|---------------------------|------------|------------|------------|------------|------------|------------|------------|------------|------------|----------|----------|----------|----------|--------------|
| LITHUANIA | | | | | | | | | | | | | | 0 |
| LUXEMBOURG | | | | | | | | | | | | | | 0 |
| MALDIVES | | | | | | | | | | | | | | 0 |
| MALTA | | | | | | | | | | | | | | 0 |
| MAURITIUS | | | | | | | | | | | | | | 0 |
| MEXICO | | | | | | | | | | | | | | 0 |
| MONGOLIA | | | | | | | | | | | | | | 0 |
| MOROCCO | | | | | | | | | | | | | | 0 |
| MOZAMBIQUE | | | | | | | | | | | | | | 0 |
| NEPAL | | | | | | | | | | | | | | 0 |
| NETHERLANDS | | | | | | | | | | | | | | 0 |
| NEW ZEALAND | | | | | | | | | | | | | | 0 |
| NIGERIA | | | | | | | | | | | | | | 0 |
| NORWAY | | | | | | | | | | | | | | 0 |
| OMAN | | | | | | | | | | | | | | 0 |
| PAKISTAN | | | | | | | | | | | | | | 0 |
| PALESTINE | | | | | | | | | | | | | | 0 |
| PAPUA N.G. | | | | | | | | | | | | | | 0 |
| PERU | | | | | | | | | | | | | | 0 |
| POLAND | | | | | | | | | | | | | | 0 |
| PORTUGAL | | | | | | | | | | | | | | 0 |
| QATAR | | | | | | | | | | | | | | 0 |
| REU. ISLAND | | | | | | | | | | | | | | 0 |
| ROMANIA | | | | | | | | | | | | | | 0 |
| RUSSIAN | | | | | | | | | | | | | | 0 |
| SAUDI ARABIA | | | | | | | | | | | | | | 0 |
| SCOTLAND | | | | | | | | | | | | | | 0 |
| SERBIA | | | | | | | | | | | | | | 0 |
| SOMALIA | | | | | | | | | | | | | | 0 |
| SLOVAKIA | | | | | | | | | | | | | | 0 |
| SLOVENIA | | | | | | | | | | | | | | 0 |
| SOUTH AFRICA | | | | | | | | | | | | | | 0 |
| SPAIN | | | | | | | | | | | | | | 0 |
| SRI LANKA | | | | | | | | | | | | | | 0 |
| SUDAN | | | | | | | | | | | | | | 0 |
| SWEDEN | | | | | | | | | | | | | | 0 |
| SWITZERLAND | | | | | | | | | | | | | | 0 |
| SYRIA | | | | | | | | | | | | | | 0 |
| TAIWAN | | | | | | | | | | | | | | 0 |
| TANZANIA | | | | | | | | | | | | | | 0 |
| TUNISIA | | | | | | | | | | | | | | 0 |
| TURKEY | | | | | | | | | | | | | | 0 |
| UKRAINE | | | | | | | | | | | | | | 0 |
| UAE | | | | | | | | | | | | | | 0 |
| U. KINGDOM | | | | | | | | | | | | | | 0 |
| USA | | | | | | | | | | | | | | 0 |
| URUGUAY | | | | | | | | | | | | | | 0 |
| UZBEKISTAN | | | | | | | | | | | | | | 0 |
| VENEZUELA | | | | | | | | | | | | | | 0 |
| YEMEN | | | | | | | | | | | | | | 0 |
| ZAMBIA | | | | | | | | | | | | | | 0 |
| ZIMBABWE | | | | | | | | | | | | | | 0 |
| OTHERS | | | | | | | | | | | | | | 0 |
| JUMLAH | 0 | 0 | 0 | 0 | 0 | 0 | - | - | - | 0 | 0 | 0 | 0 | 0 |
| JUMLAH KESELURUHAN | 620 | 710 | 620 | 334 | 400 | 472 | 462 | 642 | 714 | 0 | 0 | 0 | 0 | 4,974 |

| | | | | | | | | | | | | | | | |
|---------------------------|--------------|--------------|--------------|--------------|--------------|--------------|--------------|--------------|--------------|----------|----------|----------|----------|----------|---------------|
| LITHUANIA | | | | | | | | | | | | | | | 0 |
| LUXEMBOURG | | | | | | | | | | | | | | | 0 |
| MALDIVES | | | | | | | | | | | | | | | 0 |
| MALTA | | | | | | | | | | | | | | | 0 |
| MAURITIUS | | | | | | | | | | | | | | | 0 |
| MEXICO | | | | | | | | | | | | | | | 0 |
| MONGOLIA | | | | | | | | | | | | | | | 0 |
| MOROCCO | | | | | | | | | | | | | | | 0 |
| MOZAMBIQUE | | | | | | | | | | | | | | | 0 |
| NEPAL | | | | | | | | | | | | | | | 0 |
| NETHERLANDS | | | 1 | | | | | | | | | | | | 1 |
| NEW ZEALAND | | | | | | | | | | | | | | | 0 |
| NIGERIA | | | | | | | | | | | | | | | 0 |
| NORWAY | | | | | | | | | | | | | | | 0 |
| OMAN | | | | | | | | | | | | | | | 0 |
| PAKISTAN | | | | | | | | 1 | | | | | | | 1 |
| PALESTINE | | | | | | | | | | | | | | | 0 |
| PAPUA N.G. | | | | | | | | | | | | | | | 0 |
| PERU | | | | | | | | | | | | | | | 0 |
| POLAND | | | | | | | | | | | | | | | 0 |
| PORTUGAL | | | | | | | | | | | | | | | 0 |
| QATAR | | | | | | | | | | | | | | | 0 |
| REU. ISLAND | | | | | | | | | | | | | | | 0 |
| ROMANIA | | | | | | | | | | | | | | | 0 |
| RUSSIAN | | | | | | | | | | | | | | | 0 |
| SAUDI ARABIA | | | | | | | | | | | | | | | 0 |
| SCOTLAND | | | | | | | | | | | | | | | 0 |
| SERBIA | | | | | | | | | | | | | | | 0 |
| SOMALIA | | | | | | | | | | | | | | | 0 |
| SLOVAKIA | | | | | | | | | | | | | | | 0 |
| SLOVENIA | | | | | | | | | | | | | | | 0 |
| SOUTH AFRICA | | | | | | | | | | | | | | | 0 |
| SPAIN | | | | | | | | | | | | | | | 0 |
| SRI LANKA | | | | | | | | | 1 | | | | | | 1 |
| SUDAN | | | | | | | | | | | | | | | 0 |
| SWEDEN | | | | | | | | | | | | | | | 0 |
| SWITZERLAND | | | | | | | | | 1 | | | | | | 1 |
| SYRIA | | | | | | | | | | | | | | | 0 |
| TAIWAN | | | | | | | | | | | | | | | 0 |
| TANZANIA | | | | | | | | | | | | | | | 0 |
| TUNISIA | | | | | | | | | | | | | | | 0 |
| TURKEY | | | | | | | | | | | | | | | 0 |
| UKRAINE | | | | | | | | | | | | | | | 0 |
| UAE | | | | | | | | | | | | | | | 0 |
| U. KINGDOM | | | | | | 1 | | | | | | | | | 1 |
| USA | | | | | | | | | | | | | | | 0 |
| URUGUAY | | | | | | | | | | | | | | | 0 |
| UZBEKISTAN | | | | | | | | | | | | | | | 0 |
| VENEZUELA | | | | | | | | | | | | | | | 0 |
| YEMEN | | | | | | | | | | | | | | | 0 |
| ZAMBIA | | | | | | | | | | | | | | | 0 |
| ZIMBABWE | | | | | | | | | | | | | | | 0 |
| OTHERS | | | 3 | | | | | | | | | | | | 3 |
| JUMLAH | 1 | 4 | 4 | 0 | 0 | 2 | - | 1 | 4 | 0 | 0 | 0 | 0 | 0 | 16 |
| JUMLAH KESELURUHAN | 1,401 | 2,017 | 1,711 | 1,689 | 1,756 | 1,769 | 1,909 | 2,071 | 1,977 | 0 | 0 | 0 | 0 | 0 | 16,300 |

| | | | | | | | | | | | | | |
|---------------------------|---------------|---------------|---------------|---------------|---------------|---------------|---------------|---------------|---------------|----------|----------|----------|----------------|
| LITHUANIA | | | | | | | | | | | | | 0 |
| LUXEMBOURG | | | | | | | | | | | | | 0 |
| MALDIVES | | | | | | | | | | | | | 0 |
| MALTA | | | | | | | | | | | | | 0 |
| MAURITIUS | | | | | | | | | | | | | 0 |
| MEXICO | | | | | | | | | | | | | 0 |
| MONGOLIA | | | | | | | | | | | | | 0 |
| MOROCCO | | | | | | | | | | | | | 0 |
| MOZAMBIQUE | | | | | | | | | | | | | 0 |
| NEPAL | | | 4 | | | | | 17 | | | | | 21 |
| NETHERLANDS | | | | | | | | | | | | | 0 |
| NEW ZEALAND | | | 6 | 14 | 1 | | 2 | 2 | | | | | 25 |
| NIGERIA | | | | | 1 | | | | | | | | 1 |
| NORWAY | | | | | | | | | | | | | 0 |
| OMAN | | | | | | | | | | | | | 0 |
| PAKISTAN | 8 | 2 | 2 | 4 | 1 | | | 2 | 4 | | | | 23 |
| PALESTINE | 6 | | | | | | | | | | | | 6 |
| PAPUA N.G. | | | | | | | | | | | | | 0 |
| PERU | | | | | | | | | | | | | 0 |
| POLAND | | | | | | | | | | | | | 0 |
| PORTUGAL | | | | | | | | | | | | | 0 |
| QATAR | | | | | | | | | | | | | 0 |
| REU. ISLAND | | | | | | | | | | | | | 0 |
| ROMANIA | | | | | | | | | | | | | 0 |
| RUSSIAN | | 3 | | 2 | | 2 | | | | | | | 7 |
| SAUDI ARABIA | | | 2 | | 2 | 4 | | | | | | | 8 |
| SCOTLAND | | | | | | | | | | | | | 0 |
| SERBIA | | | | | | | | | | | | | 0 |
| SOMALIA | | | | | | | | | | | | | 0 |
| SLOVAKIA | | | | | | | | | | | | | 0 |
| SLOVENIA | | | | | | | | 1 | | | | | 1 |
| SOUTH AFRICA | | | | | | | | | | | | | 0 |
| SPAIN | 2 | | | 1 | | | 2 | | | | | | 5 |
| SRI LANKA | | | | | | | | 5 | | | | | 5 |
| SUDAN | | | | | | | | | | | | | 0 |
| SWEDEN | | | | | | | 2 | | | | | | 2 |
| SWITZERLAND | | | | | | | 1 | | | | | | 1 |
| SYRIA | | | | | | | | | | | | | 0 |
| TAIWAN | | | | | | | 5 | 3 | | | | | 8 |
| TANZANIA | | | | | | | | | | | | | 0 |
| TUNISIA | | | | | | | | | | | | | 0 |
| TURKEY | | | | | | | 2 | | | | | | 2 |
| UKRAINE | | | | | | | | | | | | | 0 |
| UAE | | | | | | | | | | | | | 0 |
| U. KINGDOM | | | | | 1 | 1 | 3 | | | | | | 5 |
| USA | | 6 | 2 | | 6 | 4 | 3 | 2 | | | | | 23 |
| URUGUAY | | | | | | | | | | | | | 0 |
| UZBEKISTAN | | | | | | | | | | | | | 0 |
| VENEZUELA | | | | | | | | | | | | | 0 |
| YEMEN | | | | | | | | | | | | | 0 |
| ZAMBIA | | | | | | | | | | | | | 0 |
| ZIMBABWE | | | | | | | | | | | | | 0 |
| OTHERS | 6 | 6 | | | | | 4 | | | | | | 16 |
| JUMLAH | 82 | 101 | 86 | 223 | 139 | 64 | 128 | 186 | 58 | 0 | 0 | 0 | 1,067 |
| JUMLAH KESELURUHAN | 20,719 | 28,004 | 24,754 | 21,996 | 22,834 | 22,331 | 26,860 | 31,870 | 29,578 | 0 | 0 | 0 | 228,946 |

| | | | | | | | | | | | | | |
|---------------------------|--------------|--------------|--------------|--------------|--------------|--------------|--------------|--------------|--------------|----------|----------|----------|---------------|
| LITHUANIA | | 2 | | | | | | | | | | | 2 |
| LUXEMBOURG | | | | | | | | | | | | | 0 |
| MALDIVES | | | | | | | | | | | | | 0 |
| MALTA | | | | | | | | | | | | | 0 |
| MAURITIUS | | | | | | | | | | | | | 0 |
| MEXICO | | 2 | | | | | 15 | 15 | | | | | 32 |
| MONGOLIA | | | | | | | | | | | | | 0 |
| MOROCCO | | | | | | | | | | | | | 0 |
| MOZAMBIQUE | | | | | | | | | | | | | 0 |
| NEPAL | | 3 | 3 | | | | | | | | | | 6 |
| NETHERLANDS | | 4 | 10 | 37 | 15 | 12 | 62 | 50 | 25 | | | | 215 |
| NEW ZEALAND | | 4 | | | 2 | 2 | | 2 | 4 | | | | 14 |
| NIGERIA | | | | 1 | | 2 | | | | | | | 3 |
| NORWAY | | 3 | 2 | | 2 | | 13 | | | | | | 20 |
| OMAN | | | | | | | | | | | | | 0 |
| PAKISTAN | 2 | 2 | 3 | | | | | | | | | | 7 |
| PALESTINE | | | | 3 | | | | | | | | | 3 |
| PAPUA N.G. | | | | | | | | | | | | | 0 |
| PERU | | | | | | | | | | | | | 0 |
| POLAND | | 2 | 2 | | | | 2 | 2 | 8 | | | | 16 |
| PORTUGAL | | | | | | | 2 | | | | | | 2 |
| QATAR | | | | | | | | | | | | | 0 |
| REU. ISLAND | | | | | | | | | | | | | 0 |
| ROMANIA | | | | | | | | | | | | | 0 |
| RUSSIAN | | | | | | | 10 | 2 | 2 | | | | 14 |
| SAUDI ARABIA | | | | | | | | | | | | | 0 |
| SCOTLAND | | | | | | | | | | | | | 0 |
| SERBIA | | | | | | | | | | | | | 0 |
| SOMALIA | | | | | | | | | | | | | 0 |
| SLOVAKIA | | | | | | 3 | | | 3 | | | | 6 |
| SLOVENIA | | | | | | | | | 2 | | | | 2 |
| SOUTH AFRICA | | 2 | | | | | 2 | | | | | | 4 |
| SPAIN | | 1 | 2 | 2 | 1 | | 19 | 21 | 20 | | | | 66 |
| SRI LANKA | | 1 | 2 | | | | | | | | | | 3 |
| SUDAN | | | | | | | | | | | | | 0 |
| SWEDEN | | | 4 | | | 4 | 7 | 4 | 6 | | | | 25 |
| SWITZERLAND | | | | 4 | 15 | 14 | 22 | 24 | 10 | | | | 89 |
| SYRIA | | | | | | | | | | | | | 0 |
| TAIWAN | 8 | 6 | 6 | | | | | | | | | | 20 |
| TANZANIA | | | | | | | | | | | | | 0 |
| TUNISIA | | | | | | | | | | | | | 0 |
| TURKEY | | | | | | | | 4 | | | | | 4 |
| UKRAINE | | | 2 | | | | | | 3 | | | | 5 |
| UAE | | 2 | | | | | 10 | | | | | | 12 |
| U. KINGDOM | 5 | 5 | 10 | 2 | 8 | | | | 8 | | | | 38 |
| USA | 3 | 5 | 7 | 12 | 3 | 3 | 8 | 2 | 7 | | | | 50 |
| URUGUAY | | | | | | | | | | | | | 0 |
| UZBEKISTAN | | | | | | | | | | | | | 0 |
| VENEZUELA | | | | | | | | | | | | | 0 |
| YEMEN | | | | | | | | | | | | | 0 |
| ZAMBIA | | | | | | | | | | | | | 0 |
| ZIMBABWE | | | | | | | | | | | | | 0 |
| OTHERS | 4 | 2 | 3 | 1 | 1 | 1 | 12 | 7 | 2 | | | | 33 |
| JUMLAH | 66 | 104 | 134 | 185 | 269 | 173 | 497 | 529 | 408 | 0 | 0 | 0 | 2,365 |
| JUMLAH KESELURUHAN | 3,442 | 4,238 | 4,360 | 5,005 | 4,563 | 4,757 | 4,887 | 4,971 | 5,866 | 0 | 0 | 0 | 42,089 |

| | | | | | | | | | | | | | |
|---------------------------|--------------|---------------|--------------|--------------|---------------|---------------|---------------|---------------|---------------|----------|----------|----------|---------------|
| LITHUANIA | 14 | 65 | 28 | 14 | 5 | 5 | 14 | | | | | | 145 |
| LUXEMBOURG | 4 | 4 | | 11 | | 1 | 21 | 6 | 5 | | | | 52 |
| MALDIVES | | 5 | | | | | | 2 | 4 | | | | 11 |
| MALTA | 2 | | 1 | 1 | 1 | 1 | 6 | | 4 | | | | 16 |
| MAURITIUS | | | | 2 | | 2 | | | | | | | 4 |
| MEXICO | 6 | 5 | 2 | 2 | 4 | 3 | 2 | 1 | 10 | | | | 35 |
| MONGOLIA | 1 | | | 1 | | | | 1 | | | | | 3 |
| MOROCCO | 2 | 10 | | 3 | 11 | 9 | 19 | 46 | 14 | | | | 114 |
| MOZAMBIQUE | | | | | | | | | | | | | 0 |
| NEPAL | 3 | | | | | 1 | 3 | 2 | | | | | 9 |
| NETHERLANDS | 511 | 500 | 585 | 743 | 784 | 543 | 2,801 | 2,197 | 968 | | | | 9,632 |
| NEW ZEALAND | 9 | 8 | 8 | 19 | 5 | 16 | 10 | 10 | 8 | | | | 93 |
| NIGERIA | | 4 | | | | | 1 | | | | | | 5 |
| NORWAY | 10 | 16 | 22 | 20 | 3 | 22 | 18 | 9 | 1 | | | | 121 |
| OMAN | | | | 1 | 2 | | | | | | | | 3 |
| PAKISTAN | 4 | 3 | 1 | 1 | 4 | 20 | 3 | 35 | 6 | | | | 77 |
| PALESTINE | | 2 | | | | | | | 1 | | | | 3 |
| PAPUA N.G. | | | | | | | | | | | | | 0 |
| PERU | 1 | | 2 | 4 | | 2 | | 2 | 2 | | | | 13 |
| POLAND | 270 | 497 | 275 | 128 | 130 | 121 | 306 | 206 | 98 | | | | 2,031 |
| PORTUGAL | 2 | 10 | 14 | 12 | 3 | 8 | 19 | 18 | 13 | | | | 99 |
| QATAR | | 1 | | | | | | 1 | | | | | 2 |
| REU. ISLAND | 2 | | | | | | 2 | | | | | | 4 |
| ROMANIA | 7 | 7 | 9 | 12 | 6 | 6 | 8 | 3 | 7 | | | | 65 |
| RUSSIAN | 11 | 18 | 84 | 31 | 24 | 18 | 45 | 20 | 13 | | | | 264 |
| SAUDI ARABIA | | | | | 1 | | 8 | | | | | | 9 |
| SCOTLAND | 4 | 3 | | | 2 | 2 | | 2 | | | | | 13 |
| SERBIA | | 1 | | | | | | 3 | 1 | | | | 5 |
| SOMALIA | | | | | | | | | | | | | 0 |
| SLOVAKIA | 9 | 18 | 4 | | 3 | 6 | 1 | 5 | 1 | | | | 47 |
| SLOVENIA | 4 | 18 | 12 | 40 | 2 | 4 | 34 | 22 | 8 | | | | 144 |
| SOUTH AFRICA | 2 | 6 | 4 | 9 | 2 | 7 | 6 | 3 | 1 | | | | 40 |
| SPAIN | 116 | 156 | 178 | 122 | 93 | 193 | 612 | 1,039 | 395 | | | | 2,904 |
| SRI LANKA | | 5 | 5 | | 1 | 2 | 6 | | | | | | 19 |
| SUDAN | 2 | 2 | 1 | | | 3 | | | | | | | 8 |
| SWEDEN | 40 | 43 | 21 | 12 | 8 | 19 | 16 | 20 | 6 | | | | 185 |
| SWITZERLAND | 88 | 125 | 116 | 109 | 90 | 144 | 532 | 128 | 81 | | | | 1,413 |
| SYRIA | 2 | | 1 | 1 | 1 | 1 | | | | | | | 6 |
| TAIWAN | 10 | 7 | 2 | 11 | 8 | 15 | 16 | 6 | 6 | | | | 81 |
| TANZANIA | | | 1 | | | | | | | | | | 1 |
| TUNISIA | 1 | 1 | | | 5 | | 4 | 3 | 1 | | | | 15 |
| TURKEY | 36 | 5 | 1 | 37 | 7 | 25 | 18 | 47 | 2 | | | | 178 |
| UKRAINE | 3 | 2 | 2 | 4 | 2 | 1 | 4 | 1 | 3 | | | | 22 |
| UAE | | 1 | | 1 | | 3 | | | 2 | | | | 7 |
| U. KINGDOM | 139 | 264 | 249 | 360 | 203 | 238 | 431 | 417 | 156 | | | | 2,457 |
| USA | 62 | 73 | 93 | 73 | 92 | 167 | 240 | 90 | 36 | | | | 926 |
| URUGUAY | | 2 | 5 | 2 | 1 | | | | 2 | | | | 12 |
| UZBEKISTAN | | 1 | 3 | 1 | | 3 | 1 | | | | | | 9 |
| VENEZUELA | | | 2 | | | 1 | | | 2 | | | | 5 |
| YEMEN | | 3 | | | 1 | | | 1 | | | | | 5 |
| ZAMBIA | | | | | | | | | | | | | 0 |
| ZIMBABWE | | | | | 1 | | | | 1 | | | | 2 |
| OTHERS | 3 | 9 | 8 | 10 | 2 | 8 | 6 | 12 | 2 | | | | 60 |
| JUMLAH | 3,214 | 4,492 | 4,464 | 4,476 | 3,702 | 3,797 | 10,664 | 12,428 | 4,447 | 0 | 0 | 0 | 51,684 |
| JUMLAH KESELURUHAN | 5,054 | 10,783 | 7,373 | 6,868 | 10,530 | 10,011 | 16,622 | 17,794 | 11,934 | 0 | 0 | 0 | 96,969 |

| | | | | | | | | | | | | | | |
|---------------------------|------------|--------------|--------------|--------------|--------------|--------------|--------------|--------------|--------------|----------|----------|----------|----------|---------------|
| LUXEMBOURG | | | | | | | | 4 | 1 | | | | | 5 |
| MALDIVES | | | | | | | | | | | | | | 0 |
| MALTA | | | 2 | | | | | 2 | | | | | | 4 |
| MAURITIUS | | | | | | | | | | | | | | 0 |
| MEXICO | | | | 1 | | 2 | | | | | | | | 3 |
| MONGOLIA | | | | | | | | | | | | | | 0 |
| MOROCCO | | | | | | | | | | | | | | 0 |
| MOZAMBIQUE | | | | | | | | | | | | | | 0 |
| NEPAL | | | | | | | | | | | | | | 0 |
| NETHERLANDS | 7 | 2 | 6 | 7 | | | 7 | 4 | | | | | | 33 |
| NEW ZEALAND | | | 4 | 1 | 3 | | 3 | | | | | | | 11 |
| NIGERIA | | | | | | | 3 | | | | | | | 3 |
| NORWAY | | | | 2 | | | | | | | | | | 2 |
| OMAN | | | | | | | | | | | | | | 0 |
| PAKISTAN | | | | 5 | | 3 | | | | | | | | 8 |
| PALESTINE | | | | | | | | 5 | | | | | | 5 |
| PAPUA N.G. | | | | | | | | | | | | | | 0 |
| PERU | | | | | | | | | | | | | | 0 |
| POLAND | | | 2 | 5 | | | 2 | 7 | | | | | | 16 |
| PORTUGAL | | | | | | | | | | | | | | 0 |
| QATAR | | | | 1 | | | | | | | | | | 1 |
| REU. ISLAND | | | | | | | | | | | | | | 0 |
| ROMANIA | | | 2 | 3 | | | | | | | | | | 5 |
| RUSSIAN | | | 6 | 13 | | 3 | 1 | | | | | | | 23 |
| SAUDI ARABIA | | | | | | | | | | | | | | 0 |
| SCOTLAND | | | | | | | | | | | | | | 0 |
| SERBIA | | | | 1 | | | | | | | | | | 1 |
| SOMALIA | | | | | | | | | | | | | | 0 |
| SLOVAKIA | | | | | | | | | | | | | | 0 |
| SLOVENIA | | | | | | | | | | | | | | 0 |
| SOUTH AFRICA | | | | | 1 | 2 | | | | | | | | 3 |
| SPAIN | 5 | | 1 | 1 | | | 3 | 3 | 3 | | | | | 16 |
| SRI LANKA | | | | | | | 2 | | | | | | | 2 |
| SUDAN | | | | | | | | | | | | | | 0 |
| SWEDEN | | | 3 | | | | | | | | | | | 3 |
| SWITZERLAND | | | 6 | 6 | 2 | 5 | 4 | 8 | | | | | | 31 |
| SYRIA | | | | | | | | | | | | | | 0 |
| TAIWAN | | 1 | 11 | 12 | 1 | 10 | 22 | 2 | | | | | | 59 |
| TANZANIA | | | | | | | | | | | | | | 0 |
| TUNISIA | | | | | | | | | | | | | | 0 |
| TURKEY | | | | | | | 1 | | | | | | | 1 |
| UKRAINE | | | | | | | | | | | | | | 0 |
| UAE | | | | | | | | | | | | | | 0 |
| U. KINGDOM | 1 | | 65 | 67 | 51 | 9 | 19 | 14 | 70 | | | | | 296 |
| USA | | 5 | 31 | 30 | 14 | | 9 | 16 | 25 | | | | | 130 |
| URUGUAY | | | | | | | | | | | | | | 0 |
| UZBEKISTAN | | | | | | | | | | | | | | 0 |
| VENEZUELA | | | | 1 | | | | | | | | | | 1 |
| YEMEN | | | | | | | | | | | | | | 0 |
| ZAMBIA | | | | | | | | | | | | | | 0 |
| ZIMBABWE | | | | | | | | | | | | | | 0 |
| OTHERS | 3 | 1 | 2 | | | 12 | | | | | | | | 18 |
| JUMLAH | 51 | 30 | 244 | 280 | 95 | 176 | 117 | 152 | 158 | 0 | 0 | 0 | 0 | 1,303 |
| JUMLAH KESELURUHAN | 820 | 2,938 | 1,608 | 1,520 | 2,049 | 2,199 | 2,142 | 1,592 | 2,512 | 0 | 0 | 0 | 0 | 17,380 |

| | | | | | | | | | | | | | | |
|---------------------------|--------------|--------------|--------------|--------------|--------------|--------------|--------------|--------------|--------------|----------|----------|----------|----------|---------------|
| LITHUANIA | | | | | | | | | | | | | | 0 |
| LUXEMBOURG | | | | | | | | | | | | | | 0 |
| MALDIVES | | | | | | | | | | | | | | 0 |
| MALTA | | | | | | | | | | | | | | 0 |
| MAURITIUS | | | | | | | | | | | | | | 0 |
| MEXICO | | | | | | | | | | | | | | 0 |
| MONGOLIA | | | | | | | | | | | | | | 0 |
| MOROCCO | | | | | | | | | | | | | | 0 |
| MOZAMBIQUE | | | | | | | | | | | | | | 0 |
| NEPAL | | | | | | | | | | | | | | 0 |
| NETHERLANDS | | 3 | 4 | 2 | 5 | 2 | 2 | 3 | 2 | | | | | 23 |
| NEW ZEALAND | | | | | | | | | | | | | | 0 |
| NIGERIA | | | | | | | | | | | | | | 0 |
| NORWAY | | | 2 | | | | | | | | | | | 2 |
| OMAN | | | | | | | | | | | | | | 0 |
| PAKISTAN | | | | 1 | 1 | 1 | | | 2 | | | | | 5 |
| PALESTINE | | | | | | | | | | | | | | 0 |
| PAPUA N.G. | | | | | | | | | | | | | | 0 |
| PERU | | | | | | | | | | | | | | 0 |
| POLAND | | | | | | | | | | | | | | 0 |
| PORTUGAL | | | | | | | | | | | | | | 0 |
| QATAR | | | | | | | | | | | | | | 0 |
| REU. ISLAND | | | | | | | | | | | | | | 0 |
| ROMANIA | | | | | | | | | | | | | | 0 |
| RUSSIAN | | | | 1 | 3 | 2 | | | | | | | | 6 |
| SAUDI ARABIA | | | | | | | | | | | | | | 0 |
| SCOTLAND | | | | | | | | | | | | | | 0 |
| SERBIA | | | | | | | | | | | | | | 0 |
| SOMALIA | | | | | | | | | | | | | | 0 |
| SLOVAKIA | | | | | | | | | | | | | | 0 |
| SLOVENIA | | | | | | | | | | | | | | 0 |
| SOUTH AFRICA | | | | | | | | | | | | | | 0 |
| SPAIN | | | | | | | | | | | | | | 0 |
| SRI LANKA | | 2 | | | | | | | 2 | | | | | 4 |
| SUDAN | | | 2 | | | | | | | | | | | 2 |
| SWEDEN | | | | | | | | | | | | | | 0 |
| SWITZERLAND | | | | 3 | 3 | 1 | | 3 | | | | | | 10 |
| SYRIA | | | | | | | | | | | | | | 0 |
| TAIWAN | | 2 | | 1 | 4 | 1 | | 3 | 1 | | | | | 12 |
| TANZANIA | | | | | | | | | | | | | | 0 |
| TUNISIA | | | | | | | | | | | | | | 0 |
| TURKEY | | | | | | | | | | | | | | 0 |
| UKRAINE | | | | | | | | | | | | | | 0 |
| UAE | | | | | | | | | | | | | | 0 |
| U. KINGDOM | | 10 | 8 | 3 | 3 | 3 | 2 | 2 | 4 | | | | | 35 |
| USA | | 3 | 11 | | | | | | | | | | | 14 |
| URUGUAY | | | | | | | | | | | | | | 0 |
| UZBEKISTAN | | | | | | | | | | | | | | 0 |
| VENEZUELA | | | | | | | | | | | | | | 0 |
| YEMEN | | | | | | | | | | | | | | 0 |
| ZAMBIA | | | | | | | | | | | | | | 0 |
| ZIMBABWE | | | | | | | | | | | | | | 0 |
| OTHERS | | | | | | 1 | | | | | | | | 1 |
| JUMLAH | 10 | 71 | 79 | 54 | 74 | 52 | 24 | 26 | 38 | 0 | 0 | 0 | 0 | 428 |
| JUMLAH KESELURUHAN | 2,742 | 5,100 | 5,132 | 4,420 | 4,848 | 4,563 | 4,280 | 4,210 | 4,948 | 0 | 0 | 0 | 0 | 40,243 |

| | | | | | | | | | | | | | |
|---------------------------|--------------|--------------|--------------|--------------|--------------|--------------|--------------|--------------|--------------|----------|----------|----------|---------------|
| LITHUANIA | | | | | | | | | | | | | 0 |
| LUXEMBOURG | | | | | | | | | | | | | 0 |
| MALDIVES | | | | | | | | | | | | | 0 |
| MALTA | | | | | | | | | | | | | 0 |
| MAURITIUS | | | | | | | | | | | | | 0 |
| MEXICO | | | | | | | | | | | | | 0 |
| MONGOLIA | | | | | | | | | | | | | 0 |
| MOROCCO | | | | | | | | | | | | | 0 |
| MOZAMBIQUE | | | | | | | | | | | | | 0 |
| NEPAL | | 3 | 2 | | | | | | | | | | 5 |
| NETHERLANDS | | | | | | | | | | | | | 0 |
| NEW ZEALAND | | | 2 | | | | | 2 | | | | | 4 |
| NIGERIA | | | | | | | | | | | | | 0 |
| NORWAY | | | | | | | | | | | | | 0 |
| OMAN | | | | | | | | | | | | | 0 |
| PAKISTAN | | 4 | 2 | | | | | 1 | 1 | | | | 8 |
| PALESTINE | | | | | | | | | | | | | 0 |
| PAPUA N.G. | | | | | | | | | | | | | 0 |
| PERU | | | | | | | | | | | | | 0 |
| POLAND | | | | | | | | | | | | | 0 |
| PORTUGAL | | | | | | | | | | | | | 0 |
| QATAR | | | | | | | | | | | | | 0 |
| REU. ISLAND | | | | | | | | | | | | | 0 |
| ROMANIA | | | | | | | | | | | | | 0 |
| RUSSIAN | | | | | | | | | | | | | 0 |
| SAUDI ARABIA | | | | | | 4 | | | | | | | 4 |
| SCOTLAND | | | | | | | | | | | | | 0 |
| SERBIA | | | | | | | | | | | | | 0 |
| SOMALIA | | | | | | | | | | | | | 0 |
| SLOVAKIA | | | | | | | | | | | | | 0 |
| SLOVENIA | | | | | | | | | | | | | 0 |
| SOUTH AFRICA | | 2 | | | | | | | | | | | 2 |
| SPAIN | | | | | 2 | 2 | | | | | | | 4 |
| SRI LANKA | | 1 | 2 | | | | | | | | | | 3 |
| SUDAN | | | | | | | | | | | | | 0 |
| SWEDEN | | | | | | 2 | | | | | | | 2 |
| SWITZERLAND | | | | 4 | 3 | 2 | | 2 | | | | | 11 |
| SYRIA | | | | | | | | | | | | | 0 |
| TAIWAN | 1 | 6 | 4 | | | | | | | | | | 11 |
| TANZANIA | | | | | | | | | | | | | 0 |
| TUNISIA | | | | | | | | | | | | | 0 |
| TURKEY | | | | | | | | | | | | | 0 |
| UKRAINE | | | | | | | | | | | | | 0 |
| UAE | | | | | | | | | | | | | 0 |
| U. KINGDOM | | 2 | 2 | | | 2 | | 3 | | | | | 9 |
| USA | | 2 | 4 | | | | | | | | | | 6 |
| URUGUAY | | | | | | | | | | | | | 0 |
| UZBEKISTAN | | | | | | | | | | | | | 0 |
| VENEZUELA | | | | | | | | | | | | | 0 |
| YEMEN | | | | | | | | | | | | | 0 |
| ZAMBIA | | | | | | | | | | | | | 0 |
| ZIMBABWE | | | | | | | | | | | | | 0 |
| OTHERS | 3 | 7 | 4 | | | | | | | | | | 14 |
| JUMLAH | 41 | 116 | 129 | 48 | 47 | 47 | 45 | 53 | 38 | 0 | 0 | 0 | 564 |
| JUMLAH KESELURUHAN | 6,289 | 6,532 | 6,751 | 6,728 | 7,225 | 7,661 | 7,823 | 7,998 | 7,900 | 0 | 0 | 0 | 64,907 |

| | | | | | | | | | | | | | | |
|---------------------------|--------------|--------------|--------------|--------------|--------------|--------------|--------------|--------------|--------------|----------|----------|----------|----------|---------------|
| LITHUANIA | | | | | | | | | | | | | | 0 |
| LUXEMBOURG | | | | | | | | | | | | | | 0 |
| MALDIVES | | | | | | | | | | | | | | 0 |
| MALTA | | | | | | | | | | | | | | 0 |
| MAURITIUS | | | | | | | | | | | | | | 0 |
| MEXICO | | | | | | | | | | | | | | 0 |
| MONGOLIA | | | | | | | | | | | | | | 0 |
| MOROCCO | | | | | | | | | | | | | | 0 |
| MOZAMBIQUE | | | | | | | | | | | | | | 0 |
| NEPAL | | | | | | | | | | | | | | 0 |
| NETHERLANDS | | | | | | 2 | | | | | | | | 2 |
| NEW ZEALAND | | | | | | | | | | | | | | 0 |
| NIGERIA | | | | | | | | | | | | | | 0 |
| NORWAY | | | | | | | | | | | | | | 0 |
| OMAN | | | | | | | | | | | | | | 0 |
| PAKISTAN | | | 2 | | | | | | | | | | | 2 |
| PALESTINE | | | | | | | | | | | | | | 0 |
| PAPUA N.G. | | | | | | | | | | | | | | 0 |
| PERU | | | | | | | | | | | | | | 0 |
| POLAND | 12 | | | | | | | | | | | | | 12 |
| PORTUGAL | | | | | | | | | | | | | | 0 |
| QATAR | | | | | | | | | | | | | | 0 |
| REU. ISLAND | | | | | | | | | | | | | | 0 |
| ROMANIA | | | | | | | | | | | | | | 0 |
| RUSSIAN | | 12 | 4 | | | | | | | | | | | 16 |
| SAUDI ARABIA | | | | | | | | | | | | | | 0 |
| SCOTLAND | | | | | | | | | | | | | | 0 |
| SERBIA | | | | | | | | | | | | | | 0 |
| SOMALIA | | | | | | | | | | | | | | 0 |
| SLOVAKIA | | | | | | | | | | | | | | 0 |
| SLOVENIA | | | | | | | | | | | | | | 0 |
| SOUTH AFRICA | | | | | | | | 1 | 2 | | | | | 3 |
| SPAIN | | 2 | | | 2 | | 4 | 6 | | | | | | 14 |
| SRI LANKA | | | | | | | | 4 | | | | | | 4 |
| SUDAN | | | | | | | | | | | | | | 0 |
| SWEDEN | | | | | | | 4 | 4 | | | | | | 8 |
| SWITZERLAND | | | | | | | | | | | | | | 0 |
| SYRIA | | | | | | | | | | | | | | 0 |
| TAIWAN | | | | | | 2 | | | | | | | | 2 |
| TANZANIA | | | | | | | | | | | | | | 0 |
| TUNISIA | | | | | | | | | | | | | | 0 |
| TURKEY | | | | | | | | | | | | | | 0 |
| UKRAINE | | | | | | | | | | | | | | 0 |
| UAE | | | | | | | | | | | | | | 0 |
| U. KINGDOM | 2 | 4 | 8 | 6 | 8 | 3 | 25 | 19 | 18 | | | | | 93 |
| USA | 4 | | | | 2 | | 2 | 6 | 2 | | | | | 16 |
| URUGUAY | | | | | | | | | | | | | | 0 |
| UZBEKISTAN | | | | | | | | | | | | | | 0 |
| VENEZUELA | | | | | | | | | | | | | | 0 |
| YEMEN | | | | | | | | | | | | | | 0 |
| ZAMBIA | | | | | | | | | | | | | | 0 |
| ZIMBABWE | | | | | | | | | | | | | | 0 |
| OTHERS | | | | | | | | | | | | | | 0 |
| JUMLAH | 46 | 80 | 67 | 10 | 31 | 32 | 142 | 431 | 161 | 0 | 0 | 0 | 0 | 1,000 |
| JUMLAH KESELURUHAN | 3,291 | 4,776 | 3,386 | 3,385 | 3,702 | 4,973 | 3,926 | 4,268 | 5,348 | 0 | 0 | 0 | 0 | 37,055 |

| | | | | | | | | | | | | | |
|---------------------------|---------------|---------------|---------------|---------------|---------------|---------------|---------------|---------------|---------------|----------|----------|----------|----------------|
| LUXEMBOURG | | | | | | | | | | | | | 0 |
| MALDIVES | | | | | | | | | | | | | 0 |
| MALTA | | | | | | | | | | | | | 0 |
| MAURITIUS | | | | | | | | | | | | | 0 |
| MEXICO | | | | | | | | | | | | | 0 |
| MONGOLIA | | | | | | | | | | | | | 0 |
| MOROCCO | | | | | | | | | | | | | 0 |
| MOZAMBIQUE | | | | | | | | | | | | | 0 |
| NEPAL | 5 | 11 | 16 | | 2 | 9 | | | | | | | 43 |
| NETHERLANDS | | | | | | | | | | | | | 0 |
| NEW ZEALAND | | 4 | 3 | | 3 | | | 5 | 4 | | | | 19 |
| NIGERIA | | | | | | | | | | | | | 0 |
| NORWAY | | | | | | | | | | | | | 0 |
| OMAN | | | 3 | | | | | | | | | | 3 |
| PAKISTAN | 2 | 2 | 6 | | 3 | 6 | | 3 | | | | | 22 |
| PALESTINE | | | | | | | | | | | | | 0 |
| PAPUA N.G. | | | | | | | | | | | | | 0 |
| PERU | | | | | | | | | | | | | 0 |
| POLAND | | | | | | | | | | | | | 0 |
| PORTUGAL | | | | | | | | | | | | | 0 |
| QATAR | | | | | | | | | | | | | 0 |
| REU. ISLAND | | | | | | | | | | | | | 0 |
| ROMANIA | | | | | | | | | | | | | 0 |
| RUSSIAN | | | | | | | | | | | | | 0 |
| SAUDI ARABIA | | | | | | | | | | | | | 0 |
| SCOTLAND | | | | | | | | | | | | | 0 |
| SERBIA | | | | | | | | | | | | | 0 |
| SOMALIA | | | | | | | | | | | | | 0 |
| SLOVAKIA | | | | | | | | | | | | | 0 |
| SLOVENIA | | | | | | | | | | | | | 0 |
| SOUTH AFRICA | | | | | | | | | | | | | 0 |
| SPAIN | | | | | | | | | | | | | 0 |
| SRI LANKA | | | | | | | | | | | | | 0 |
| SUDAN | | | | | | | | | | | | | 0 |
| SWEDEN | | | | | | | | | | | | | 0 |
| SWITZERLAND | | | | | | | | | | | | | 0 |
| SYRIA | | | | | | | | | | | | | 0 |
| TAIWAN | 2 | 4 | 3 | 3 | 8 | 3 | 3 | | 4 | | | | 30 |
| TANZANIA | | | | | | | | | | | | | 0 |
| TUNISIA | | | | | | | | | | | | | 0 |
| TURKEY | | 3 | | | | | | | | | | | 3 |
| UKRAINE | | | | | | | | | | | | | 0 |
| UAE | | | 2 | | | | | | | | | | 2 |
| U. KINGDOM | | 5 | 10 | | 6 | 9 | 5 | 8 | 6 | | | | 49 |
| USA | | 4 | 6 | 2 | 4 | 4 | 4 | | 4 | | | | 28 |
| URUGUAY | | | | | | | | | | | | | 0 |
| UZBEKISTAN | | | | | | | | | | | | | 0 |
| VENEZUELA | | | | | | | | | | | | | 0 |
| YEMEN | | | | | | | | | | | | | 0 |
| ZAMBIA | | | | | | | | | | | | | 0 |
| ZIMBABWE | | | | | | | | | | | | | 0 |
| OTHERS | 3 | 2 | 2 | 3 | 4 | 2 | | | | | | | 16 |
| JUMLAH | 80 | 149 | 160 | 98 | 120 | 129 | 115 | 100 | 108 | 0 | 0 | 0 | 1,059 |
| JUMLAH KESELURUHAN | 11,063 | 10,837 | 10,593 | 14,454 | 14,504 | 14,887 | 14,463 | 14,086 | 15,417 | 0 | 0 | 0 | 120,304 |

| | | | | | | | | | | | | | | |
|---------------------------|--------------|--------------|--------------|--------------|--------------|--------------|--------------|--------------|--------------|----------|----------|----------|----------|---------------|
| LITHUANIA | | | | | | | | | | | | | | 0 |
| LUXEMBOURG | | | | | | | | | | | | | | 0 |
| MALDIVES | | 4 | 2 | | 6 | | | | | | | | | 12 |
| MALTA | | 2 | | 1 | | | | | | | | | | 3 |
| MAURITIUS | | | | | | | | | | | | | | 0 |
| MEXICO | | | 3 | | | | | | | | | | | 3 |
| MONGOLIA | | | | | | | | | | | | | | 0 |
| MOROCCO | | | | | 7 | | | | | | | | | 7 |
| MOZAMBIQUE | | | | | | | | | | | | | | 0 |
| NEPAL | 2 | 4 | | | 2 | 1 | | | | | | | | 9 |
| NETHERLANDS | | | 2 | 1 | | 1 | | 1 | 1 | | | | | 6 |
| NEW ZEALAND | | | | | | | | | | | | | | 0 |
| NIGERIA | | | | | 1 | | | | | | | | | 1 |
| NORWAY | | | | | | | | | | | | | | 0 |
| OMAN | | | | | | 3 | | | | | | | | 3 |
| PAKISTAN | | 6 | | 6 | | 7 | | | 2 | | | | | 21 |
| PALESTINE | | | | | | | | | | | | | | 0 |
| PAPUA N.G. | | | | | | | | | | | | | | 0 |
| PERU | | | | | | | | | | | | | | 0 |
| POLAND | | 2 | | 1 | | | | | | | | | | 3 |
| PORTUGAL | | | | | | | | | | | | | | 0 |
| QATAR | | | | | | | | | | | | | | 0 |
| REU. ISLAND | | | | | | | | | | | | | | 0 |
| ROMANIA | | | | | | | | | | | | | | 0 |
| RUSSIAN | 3 | 6 | 7 | 5 | 9 | 8 | 5 | 2 | 2 | | | | | 47 |
| SAUDI ARABIA | 2 | 6 | 2 | 2 | 2 | 5 | 2 | | 2 | | | | | 23 |
| SCOTLAND | | | | | | | | | | | | | | 0 |
| SERBIA | | | | 1 | | | | | | | | | | 1 |
| SOMALIA | | | | | | | | | | | | | | 0 |
| SLOVAKIA | | | | | | | | | | | | | | 0 |
| SLOVENIA | | | | | | | | | | | | | | 0 |
| SOUTH AFRICA | | | | | | | | | | | | | | 0 |
| SPAIN | | | | | | | | | | | | | | 0 |
| SRI LANKA | | | 4 | | | 5 | | | | | | | | 9 |
| SUDAN | | | | | | | | | | | | | | 0 |
| SWEDEN | | 2 | 2 | | | | | | | | | | | 4 |
| SWITZERLAND | | 4 | 3 | | 6 | | | | 4 | | | | | 17 |
| SYRIA | | | | | | | | | | | | | | 0 |
| TAIWAN | 16 | 37 | 24 | 36 | 33 | 63 | 21 | 19 | 30 | | | | | 279 |
| TANZANIA | | | | | | | | | | | | | | 0 |
| TUNISIA | | | | | | | | | | | | | | 0 |
| TURKEY | | 2 | 6 | | | 2 | | | | | | | | 10 |
| UKRAINE | | 3 | | | | 5 | | | | | | | | 8 |
| UAE | | | 7 | 1 | 12 | | | | 2 | 2 | | | | 24 |
| U. KINGDOM | 2 | 8 | 2 | 1 | 3 | 1 | 1 | 3 | 3 | | | | | 24 |
| USA | 2 | 4 | 2 | 1 | 5 | 2 | | 1 | | | | | | 17 |
| URUGUAY | | | | | | | | | | | | | | 0 |
| UZBEKISTAN | | | | | | | | | | | | | | 0 |
| VENEZUELA | | | | | | | | | | | | | | 0 |
| YEMEN | | 4 | | 2 | | 2 | | | | | | | | 8 |
| ZAMBIA | | | | | | | | | | | | | | 0 |
| ZIMBABWE | | | | | | | | | | | | | | 0 |
| OTHERS | 3 | 7 | 4 | 88 | | 12 | | | | | | | | 114 |
| JUMLAH | 71 | 203 | 156 | 213 | 146 | 195 | 79 | 67 | 94 | 0 | 0 | 0 | 0 | 1,224 |
| JUMLAH KESELURUHAN | 3,553 | 4,125 | 4,042 | 4,277 | 4,397 | 4,222 | 4,337 | 4,716 | 5,124 | 0 | 0 | 0 | 0 | 38,793 |

| | | | | | | | | | | | | | |
|---------------------------|--------------|--------------|--------------|--------------|--------------|--------------|--------------|--------------|--------------|----------|----------|----------|---------------|
| LITHUANIA | | | | | | | | | | | | | 0 |
| LUXEMBOURG | | | | | | | | | | | | | 0 |
| MALDIVES | | | | | | | | | | | | | 0 |
| MALTA | | | | | | | | | | | | | 0 |
| MAURITIUS | | | | | | | | | | | | | 0 |
| MEXICO | | | | | | | | | | | | | 0 |
| MONGOLIA | | | | | | | | | | | | | 0 |
| MOROCCO | | | | | | | | | | | | | 0 |
| MOZAMBIQUE | | | | | | | | | | | | | 0 |
| NEPAL | 2 | 2 | | | 3 | 2 | | | 2 | | | | 11 |
| NETHERLANDS | | | | | | | | | | | | | 0 |
| NEW ZEALAND | | 8 | 4 | | | | | | | | | | 12 |
| NIGERIA | | | | | | | | | | | | | 0 |
| NORWAY | | | | | | | | | | | | | 0 |
| OMAN | | 2 | | | 2 | | | | | | | | 4 |
| PAKISTAN | | | | | | 3 | | | 1 | | | | 4 |
| PALESTINE | | | | 2 | | | | | | | | | 2 |
| PAPUA N.G. | | | | | | | | | | | | | 0 |
| PERU | | | | | | | | | | | | | 0 |
| POLAND | | | | | | | | | | | | | 0 |
| PORTUGAL | | | | | | | | | | | | | 0 |
| QATAR | | | | | | | | | | | | | 0 |
| REU. ISLAND | | | | | | | | | | | | | 0 |
| ROMANIA | | | | | | | | | | | | | 0 |
| RUSSIAN | | | | | | | | | | | | | 0 |
| SAUDI ARABIA | | | | | | | | | | | | | 0 |
| SCOTLAND | | | | | | | | | | | | | 0 |
| SERBIA | | | | | | | | | | | | | 0 |
| SOMALIA | | | | | | | | | | | | | 0 |
| SLOVAKIA | | | | | | | | | | | | | 0 |
| SLOVENIA | | | | | | | | | | | | | 0 |
| SOUTH AFRICA | | | | 2 | | | | | | | | | 2 |
| SPAIN | | 2 | | | | | | | | | | | 2 |
| SRI LANKA | | | | | | 2 | | | | | | | 2 |
| SUDAN | | | | | 3 | | | | | | | | 3 |
| SWEDEN | | | | | | | | | | | | | 0 |
| SWITZERLAND | | 3 | | | | | | | | | | | 3 |
| SYRIA | | | | | | | | | | | | | 0 |
| TAIWAN | | 2 | 4 | | 3 | | 3 | 3 | | | | | 15 |
| TANZANIA | | | | | | | | | | | | | 0 |
| TUNISIA | | | | | | | | | | | | | 0 |
| TURKEY | 2 | 4 | 3 | | 3 | 7 | 2 | 2 | | | | | 23 |
| UKRAINE | | | | | | | | | | | | | 0 |
| UAE | | | | | | | | | | | | | 0 |
| U. KINGDOM | | 2 | | | | 1 | 1 | 1 | | | | | 5 |
| USA | | 2 | 2 | | 2 | | 2 | 2 | | | | | 10 |
| URUGUAY | | | | | | | | | | | | | 0 |
| UZBEKISTAN | | | | | | | | | | | | | 0 |
| VENEZUELA | | | | | | | | | | | | | 0 |
| YEMEN | | | | | | | | | | | | | 0 |
| ZAMBIA | | | | | | | | | | | | | 0 |
| ZIMBABWE | | | | | | | | | | | | | 0 |
| OTHERS | 3 | 2 | 4 | 3 | 5 | 2 | | | | | | | 19 |
| JUMLAH | 54 | 107 | 93 | 18 | 78 | 50 | 38 | 37 | 41 | 0 | 0 | 0 | 516 |
| JUMLAH KESELURUHAN | 3,215 | 3,713 | 3,321 | 3,153 | 3,273 | 3,472 | 3,609 | 3,721 | 4,273 | 0 | 0 | 0 | 31,750 |

KEDATANGAN PELANCONG GENTING HIGHLANDS



| NEGARA / BULAN | JAN | FEB | MAC | APR | MEI | JUN | JUL | OGO | SEP | OKT | NOV | DIS | JUMLAH |
|---------------------|----------------|----------------|----------------|----------------|----------------|----------------|----------------|----------------|----------------|-----|-----|-----|------------------|
| DOMESTIK | | | | | | | | | | | | | |
| MALAYSIA | 468,979 | 470,627 | 469,679 | 470,002 | 498,699 | 497,118 | 539,869 | 667,129 | 689,952 | | | | 4,772,054 |
| JUMLAH | 468,979 | 470,627 | 469,679 | 470,002 | 498,699 | 497,118 | 539,869 | 667,129 | 689,952 | - | - | - | 4,772,054 |
| ASEAN | | | | | | | | | | | | | |
| BRUNEI | 425 | 394 | 382 | 364 | 106 | 88 | 522 | 854 | 368 | | | | 3,503 |
| CAMBODIA | 42 | 74 | 60 | 152 | 156 | 140 | 150 | 146 | 78 | | | | 998 |
| INDONESIA | 14,992 | 15,204 | 18,961 | 44,492 | 20,818 | 38,020 | 32,920 | 26,099 | 26,107 | | | | 237,613 |
| LAOS | 4 | 2 | 2 | 26 | 2 | 6 | 22 | 24 | 10 | | | | 98 |
| MYANMAR | 110 | 89 | 63 | 244 | 92 | 38 | 194 | 89 | 106 | | | | 1,025 |
| PHILIPPINES | 492 | 507 | 516 | 608 | 506 | 398 | 2,298 | 2,154 | 1,910 | | | | 9,389 |
| SINGAPORE | 50,512 | 60,027 | 86,452 | 86,579 | 90,718 | 123,402 | 125,698 | 130,956 | 194,323 | | | | 948,667 |
| THAILAND | 2,985 | 3,010 | 3,297 | 5,006 | 3,364 | 2,080 | 3,784 | 3,862 | 3,246 | | | | 30,634 |
| VIETNAM | 1,124 | 1,450 | 1,357 | 1,850 | 2,074 | 2,394 | 1,915 | 2,307 | 2,079 | | | | 16,550 |
| JUMLAH | 70,686 | 80,757 | 111,090 | 139,321 | 117,836 | 166,566 | 167,503 | 166,491 | 228,227 | - | - | - | 1,248,477 |
| ANTARABANGSA | | | | | | | | | | | | | |
| AFGHANISTAN | | | | | | | | | | | | | 0 |
| ALBANIA | | | | | | | 42 | 18 | | | | | 60 |
| ALGERIA | 6 | 10 | 20 | 38 | 24 | 6 | 32 | 4 | | | | | 140 |
| ARGENTINA | 3 | | 4 | 4 | | | 8 | | | | | | 19 |
| AUSTRALIA | 298 | 317 | 364 | 374 | 326 | 364 | 728 | 598 | 374 | | | | 3,743 |
| AUSTRIA | 4 | 4 | 2 | 2 | 2 | 6 | 532 | | 6 | | | | 558 |
| AZERBAIJAN | | | | | | | | | | | | | 0 |
| BAHRAIN | | | 2 | | | | | 38 | | | | | 40 |
| BANGLADESH | 207 | 196 | 237 | 566 | 766 | 596 | 896 | 916 | 747 | | | | 5,127 |
| BELARUS | | | 2 | | 36 | | 154 | 124 | 120 | | | | 436 |
| BELGIUM | 4 | | 10 | 4 | 6 | 8 | 24 | 16 | 6 | | | | 78 |
| BOLIVIA | | | | | | | | | | | | | 0 |
| BOSNIA H. | | | | | | | | | | | | | 0 |
| BOTSWANA | | | | | | | | | | | | | 0 |
| BRAZIL | | 3 | 2 | 4 | | | 44 | 62 | 60 | | | | 175 |
| BULGARIA | | | | | | | | | | | | | 0 |
| CAMERON | | 4 | | | | | | | | | | | 4 |
| CANADA | 21 | 38 | 42 | 26 | 60 | 98 | 28 | 96 | 38 | | | | 447 |
| CHILE | | | 2 | | | | | | | | | | 2 |
| CHINA | 12,654 | 12,851 | 14,578 | 27,856 | 25,669 | 31,986 | 37,234 | 40,537 | 42,354 | | | | 245,719 |
| COLOMBIA | | | | | 6 | | | | | | | | 6 |
| COSTA RICA | | | | | | | | | | | | | 0 |
| CROATIA | | | | | | | | | | | | | 0 |
| CUBA | | | | | | | | | | | | | 0 |
| CZECH REP. | | | | | | 4 | | | | | | | 4 |
| DENMARK | 14 | 16 | 20 | 8 | 6 | | 8 | 4 | 62 | | | | 138 |
| DOM. REPUBLIC | | | | | | | | | | | | | 0 |
| ECUADOR | | | | | 8 | | | | | | | | 8 |
| EGYPT | | 4 | 2 | 4 | 6 | | 34 | 46 | | | | | 96 |
| ESTONIA | | | | | | | | | | | | | 0 |
| ETHIOPIA | | | | | | | | | | | | | 0 |
| FINLAND | | 6 | 10 | 4 | | 8 | | | | | | | 28 |
| FRANCE | 10 | 16 | 16 | 4 | 18 | | 52 | 68 | 6 | | | | 190 |
| GERMANY | 9 | 14 | 20 | 2 | 8 | 12 | 54 | 32 | 26 | | | | 177 |
| GREECE | | 6 | 8 | | | | 6 | 20 | 2 | | | | 42 |
| HAITI | | | | | | | | | | | | | 0 |
| HONG KONG | 141 | 183 | 208 | 188 | 306 | 520 | 892 | 1,442 | 764 | | | | 4,644 |
| HUNGARY | | 10 | 24 | | | 8 | | | | | | | 42 |
| ICELAND | | | | | | | | | | | | | 0 |
| INDIA | 2,100 | 2,098 | 2,412 | 3,346 | 8,788 | 5,710 | 4,245 | 4,391 | 4,217 | | | | 37,307 |
| IRAN | 67 | 69 | 83 | 178 | 178 | 124 | 104 | 202 | 126 | | | | 1,131 |
| IRAQ | | 2 | 2 | 4 | 6 | 2 | 8 | | 2 | | | | 26 |
| IRELAND | 4 | 2 | 6 | 6 | 6 | 10 | 2 | 38 | 14 | | | | 88 |
| ITALY | | 4 | 3 | 2 | 6 | | 34 | 2 | 46 | | | | 97 |
| JAPAN | 82 | 128 | 109 | 150 | 178 | 116 | 236 | 380 | 118 | | | | 1,497 |
| JORDAN | | 12 | 6 | 2 | 16 | 24 | 14 | 10 | 2 | | | | 86 |
| KAZAKHSTAN | | 2 | 2 | 4 | | 2 | | | 8 | | | | 18 |
| KENYA | 2 | | | | 6 | 2 | 2 | | | | | | 12 |
| KOREA | 167 | 203 | 267 | 314 | 208 | 310 | 430 | 455 | 313 | | | | 2,667 |
| KUWAIT | 15 | 21 | 17 | 14 | 36 | 170 | 502 | 980 | 96 | | | | 1,851 |
| LATVIA | | | | | | | | | | | | | 0 |
| LEBANON | 30 | 24 | 49 | 70 | 46 | 54 | 38 | 78 | 26 | | | | 415 |
| LIBYA | | | | | | | | | | 1 | | | 1 |

| | | | | | | | | | | | | | | | | | | | | | |
|---------------------------|----------------|----------------|----------------|----------------|----------------|----------------|----------------|----------------|----------------|----------|----------|----------|----------|----------|----------|----------|----------|----------|----------|----------|------------------|
| LITHUANIA | | | | | | | | | | | | | | | | | | | | | 0 |
| LUXEMBOURG | | | | | | | | 2 | | | | | | | | | | | | | 2 |
| MALDIVES | 2 | 6 | 2 | 2 | 12 | 4 | 4 | | | 4 | | | | | | | | | | | 36 |
| MALTA | | | | | | | | | | | | | | | | | | | | | 0 |
| MAURITIUS | | | 4 | 6 | | | 6 | 16 | 8 | | | | | | | | | | | | 40 |
| MEXICO | | 2 | 2 | | 2 | 2 | | 2 | | | | | | | | | | | | | 10 |
| MONGOLIA | | 6 | | 4 | 2 | 26 | 32 | 44 | 28 | | | | | | | | | | | | 142 |
| MOROCCO | | | | | | | | | | | | | | | | | | | | | 0 |
| MOZAMBIQUE | | | | | | | | | | | | | | | | | | | | | 0 |
| NEPAL | 26 | 30 | 16 | 26 | 106 | 96 | 53 | 68 | 42 | | | | | | | | | | | | 463 |
| NETHERLANDS | 24 | 20 | 21 | 36 | 70 | 18 | 44 | | | | | | | | | | | | | | 233 |
| NEW ZEALAND | 18 | 21 | 32 | 22 | 24 | 42 | 56 | 38 | 22 | | | | | | | | | | | | 275 |
| NIGERIA | 12 | 10 | 25 | 30 | 30 | 20 | 14 | 4 | 6 | | | | | | | | | | | | 151 |
| NORWAY | | | 6 | | | | | | | | | | | | | | | | | | 6 |
| OMAN | 15 | 20 | 30 | | 12 | 46 | 432 | 406 | 28 | | | | | | | | | | | | 989 |
| PAKISTAN | 269 | 304 | 322 | 342 | 650 | 538 | 1,710 | 1,262 | 644 | | | | | | | | | | | | 6,041 |
| PALESTINE | | | | | | | 4 | 10 | 20 | | | | | | | | | | | | 34 |
| PAPUA N.G. | | | | 2 | | 2 | | | | | | | | | | | | | | | 4 |
| PERU | | | | | | | 2 | 2 | | | | | | | | | | | | | 4 |
| POLAND | | | 4 | | 6 | | 4 | | | | | | | | | | | | | | 14 |
| PORTUGAL | 10 | | 6 | 6 | 8 | | 6 | 6 | | | | | | | | | | | | | 42 |
| QATAR | 11 | 16 | 35 | | | 22 | 158 | 90 | 2 | | | | | | | | | | | | 334 |
| REU. ISLAND | | | | | | | | | | | | | | | | | | | | | 0 |
| ROMANIA | | 4 | | | | | | | | | | | | | | | | | | | 4 |
| RUSSIAN | 20 | 26 | 31 | 6 | 20 | 12 | 250 | 270 | 244 | | | | | | | | | | | | 879 |
| SAUDI ARABIA | 68 | 83 | 92 | | | | 32 | 24 | | | | | | | | | | | | | 299 |
| SCOTLAND | | | | | | | | | | | | | | | | | | | | | 0 |
| SERBIA | | | | | | | | | | | | | | | | | | | | | 0 |
| SOMALIA | | | | | | | | | | | | | | | | | | | | | 0 |
| SLOVAKIA | | | | | | | | | | | | | | | | | | | | | 0 |
| SLOVENIA | | | 5 | | | 10 | | | | | | | | | | | | | | | 15 |
| SOUTH AFRICA | 8 | 10 | 8 | 8 | | 12 | 14 | 8 | | | | | | | | | | | | | 68 |
| SPAIN | | 2 | 2 | | | | | 2 | 6 | | | | | | | | | | | | 12 |
| SRI LANKA | 102 | 97 | 142 | 166 | 150 | 140 | 120 | 270 | 86 | | | | | | | | | | | | 1,273 |
| SUDAN | | 6 | 10 | | | | 22 | 28 | 2 | | | | | | | | | | | | 68 |
| SWEDEN | | 2 | 2 | | 2 | | | | 2 | | | | | | | | | | | | 8 |
| SWITZERLAND | 8 | 10 | 6 | | | 2 | 14 | 26 | 14 | | | | | | | | | | | | 80 |
| SYRIA | 37 | 49 | 52 | 56 | 76 | 76 | 20 | 38 | 32 | | | | | | | | | | | | 436 |
| TAIWAN | 291 | 268 | 367 | 404 | 716 | 660 | 1,098 | 768 | 697 | | | | | | | | | | | | 5,269 |
| TANZANIA | | | | | | | 6 | 12 | | | | | | | | | | | | | 18 |
| TUNISIA | | | | | | 8 | 2 | 8 | | | | | | | | | | | | | 18 |
| TURKEY | 21 | 42 | 38 | 84 | 64 | 48 | 4 | 10 | 32 | | | | | | | | | | | | 343 |
| UKRAINE | | 8 | | | | 4 | | 22 | 22 | | | | | | | | | | | | 56 |
| UAE | 18 | 31 | 24 | 20 | 54 | 58 | 144 | 142 | 34 | | | | | | | | | | | | 525 |
| U. KINGDOM | 128 | 186 | 204 | 212 | 206 | 152 | 170 | 216 | 242 | | | | | | | | | | | | 1,716 |
| USA | 168 | 231 | 267 | 192 | 268 | 246 | 590 | 156 | 64 | | | | | | | | | | | | 2,182 |
| URUGUAY | | | | | | | | | | | | | | | | | | | | | 0 |
| UZBEKISTAN | | 4 | 4 | 2 | | 2 | 8 | 4 | | | | | | | | | | | | | 24 |
| VENEZUELA | | | | | | | | | | | | | | | | | | | | | 0 |
| YEMEN | 8 | 10 | 8 | 6 | 30 | 16 | 26 | 36 | 6 | | | | | | | | | | | | 146 |
| ZAMBIA | | | | | | | | | | | | | | | | | | | | | 0 |
| ZIMBABWE | | 2 | | 2 | | | | | | | | | | | | | | | | | 4 |
| OTHERS | 5,801 | 5,639 | 6,519 | 7,086 | 8,322 | 8,318 | 8,086 | 7,730 | 8,370 | | | | | | | | | | | | 65,871 |
| JUMLAH | 22,903 | 23,388 | 26,815 | 41,894 | 47,551 | 50,720 | 59,514 | 62,277 | 60,191 | 0 | 0 | 0 | 0 | 0 | 0 | 0 | 0 | 0 | 0 | 0 | 395,253 |
| JUMLAH KESELURUHAN | 562,568 | 574,772 | 607,584 | 651,217 | 664,086 | 714,404 | 766,886 | 895,897 | 978,370 | 0 | 0 | 0 | 0 | 0 | 0 | 0 | 0 | 0 | 0 | 0 | 6,415,784 |

KEDATANGAN PELANCONG CAMERON HIGHLANDS





| NEGARA / BULAN | JAN | FEB | MAC | APR | MEI | JUN | JUL | OGO | SEP | OKT | NOV | DIS | JUMLAH |
|---------------------|---------------|----------------|----------------|---------------|---------------|----------------|----------------|----------------|----------------|----------|----------|----------|----------------|
| DOMESTIK | | | | | | | | | | | | | |
| MALAYSIA | 96,027 | 101,056 | 100,345 | 99,027 | 99,867 | 101,987 | 101,869 | 113,935 | 168,496 | | | | 982,609 |
| JUMLAH | 96,027 | 101,056 | 100,345 | 99,027 | 99,867 | 101,987 | 101,869 | 113,935 | 168,496 | - | - | - | 982,609 |
| ASEAN | | | | | | | | | | | | | |
| BRUNEI | 5 | | 2 | 12 | 12 | 20 | 14 | 8 | 15 | | | | 88 |
| CAMBODIA | 7 | | | | | 2 | | | 2 | | | | 11 |
| INDONESIA | 23 | 30 | 17 | 74 | 38 | 10 | 24 | 15 | 38 | | | | 269 |
| LAOS | | | | | | | | | | | | | 0 |
| MYANMAR | 13 | 23 | 25 | 11 | 1 | 3 | 10 | 20 | 12 | | | | 118 |
| PHILIPPINES | 15 | 16 | 9 | 22 | 21 | 30 | 18 | 16 | 18 | | | | 165 |
| SINGAPORE | 351 | 420 | 868 | 530 | 692 | 1,131 | 1,029 | 989 | 1,208 | | | | 7,218 |
| THAILAND | 433 | 318 | 537 | 712 | 514 | 533 | 1,057 | 852 | 651 | | | | 5,607 |
| VIETNAM | 6 | 5 | 2 | 4 | 2 | 2 | 10 | 5 | 3 | | | | 39 |
| JUMLAH | 853 | 812 | 1,460 | 1,365 | 1,280 | 1,731 | 2,162 | 1,905 | 1,947 | 0 | 0 | 0 | 13,515 |
| ANTARABANGSA | | | | | | | | | | | | | |
| AFGHANISTAN | | | | | | | | | | | | | 0 |
| ALBANIA | | | | | | | | | 3 | | | | 3 |
| ALGERIA | | | | | | | | | | | | | 0 |
| ARGENTINA | | | 3 | | | | | | | | | | 3 |
| AUSTRALIA | 73 | 47 | 93 | 60 | 72 | 81 | 98 | 108 | 116 | | | | 748 |
| AUSTRIA | 31 | 17 | 13 | 11 | 8 | 10 | 14 | 6 | 4 | | | | 114 |
| AZERBAIJAN | | | | | | | | | | | | | 0 |
| BAHRAIN | 15 | 8 | 7 | | | | | | | | | | 30 |
| BANGLADESH | 29 | 15 | | 17 | 12 | 34 | 20 | 18 | 21 | | | | 166 |
| BELARUS | | 7 | 5 | | | | | | | | | | 12 |
| BELGIUM | 44 | 32 | 37 | 21 | | 51 | 57 | 42 | 34 | | | | 318 |
| BOLIVIA | | | | | | | | | | | | | 0 |
| BOSNIA H. | | | | | | | | | | | | | 0 |
| BOTSWANA | | | | | | | | | | | | | 0 |
| BRAZIL | | 4 | 6 | | 4 | | | | | | | | 14 |
| BULGARIA | | | | | | | | | | | | | 0 |
| CAMERON | | | | | | | | | | | | | 0 |
| CANADA | 34 | 37 | 41 | 26 | 4 | 21 | 15 | 16 | 10 | | | | 204 |
| CHILE | 7 | | | | | 2 | | | 2 | | | | 11 |
| CHINA | 80 | 139 | 82 | 79 | 85 | 64 | 73 | 120 | 157 | | | | 879 |
| COLOMBIA | | | | | | | 2 | 4 | 3 | | | | 9 |
| COSTA RICA | | | | | | | | | | | | | 0 |
| CROATIA | | | | | | | | | | | | | 0 |
| CUBA | | | | | | | | | | | | | 0 |
| CZECH REP. | 19 | 16 | 26 | 36 | 22 | 26 | 18 | 20 | 12 | | | | 195 |
| DENMARK | 68 | 36 | 25 | 12 | 23 | | 27 | 35 | 22 | | | | 248 |
| DOM. REPUBLIC | | | | | | | | | | | | | 0 |
| ECUADOR | | | | | | | | | | | | | 0 |
| EGYPT | 7 | 5 | 8 | 1 | 1 | 3 | 5 | 5 | 2 | | | | 37 |
| ESTONIA | | | | | | | | | | | | | 0 |
| ETHIOPIA | | | | | | | 10 | | | | | | 10 |
| FINLAND | 7 | 6 | | 2 | 11 | | | 6 | | | | | 32 |
| FRANCE | 97 | 90 | 125 | 59 | 63 | 71 | 134 | 188 | 98 | | | | 925 |
| GERMANY | 94 | 242 | 281 | 122 | 68 | 89 | 119 | 152 | 124 | | | | 1,291 |
| GREECE | | | | | | | 2 | | | | | | 2 |
| HAITI | | | | | | | | | | | | | 0 |
| HONG KONG | 31 | 74 | 22 | 19 | 27 | 20 | 21 | 15 | 23 | | | | 252 |
| HUNGARY | 13 | 7 | 10 | | 6 | | | 2 | | | | | 38 |
| ICELAND | | | | | | | | | | | | | 0 |
| INDIA | 50 | 103 | 118 | 67 | 115 | 151 | 97 | 124 | 65 | | | | 890 |
| IRAN | 6 | 5 | 8 | | 24 | 18 | 9 | 10 | 6 | | | | 86 |
| IRAQ | | | 5 | | 14 | 12 | 6 | | | | | | 37 |
| IRELAND | 20 | 36 | 33 | 10 | 6 | 24 | 18 | 9 | | | | | 156 |
| ITALY | 28 | 42 | 29 | 28 | 34 | 41 | 39 | 40 | 29 | | | | 310 |
| JAPAN | 275 | 389 | 253 | 166 | 204 | 226 | 241 | 405 | 268 | | | | 2,427 |
| JORDAN | 10 | 5 | 8 | | 6 | 4 | 6 | 2 | 5 | | | | 46 |
| KAZAKHSTAN | | | 5 | | | | | | | | | | 5 |
| KENYA | 7 | | | | | | 3 | | | | | | 10 |
| KOREA | 11 | 17 | 25 | 21 | 34 | 40 | 38 | 26 | 19 | | | | 231 |
| KUWAIT | 12 | 8 | | | | 2 | | | | | | | 22 |
| LATVIA | | | | | | | | | | | | | 0 |
| LEBANON | | | | 1 | | | | 2 | | | | | 3 |
| LIBYA | 10 | 6 | | | 8 | | | | | | | | 24 |
| LITHUANIA | 8 | 11 | 5 | 6 | 4 | 7 | 4 | 2 | | | | | 47 |

| | | | | | | | | | | | | | | |
|---------------------------|---------------|----------------|----------------|----------------|----------------|----------------|----------------|----------------|----------------|----------|----------|----------|----------|------------------|
| LUXEMBOURG | 11 | 29 | | | 10 | | | 3 | 2 | | | | | 55 |
| MALDIVES | 14 | 9 | | 2 | 12 | 6 | 3 | 6 | 13 | | | | | 65 |
| MALTA | | 8 | 18 | | 6 | | | | 3 | | | | | 35 |
| MAURITIUS | | | | | | | | | | | | | | 0 |
| MEXICO | | | 5 | 1 | | 2 | | | | | | | | 8 |
| MONGOLIA | | | | | | | | | | | | | | 0 |
| MOROCCO | | 3 | | | | 5 | | 4 | 3 | | | | | 15 |
| MOZAMBIQUE | | | | | | | | | | | | | | 0 |
| NEPAL | 7 | | | 6 | | 5 | | | | | | | | 18 |
| NETHERLANDS | 104 | 61 | 57 | 111 | 67 | 72 | 167 | 153 | 85 | | | | | 877 |
| NEW ZEALAND | 29 | 25 | 27 | 18 | 26 | 29 | 20 | 28 | 15 | | | | | 217 |
| NIGERIA | | | | | | | | | | | | | | 0 |
| NORWAY | 9 | 11 | 9 | 5 | | 11 | 6 | | 5 | | | | | 56 |
| OMAN | 64 | 56 | 12 | 10 | 16 | | 20 | 31 | 10 | | | | | 219 |
| PAKISTAN | 28 | 20 | 10 | 9 | 28 | 24 | 22 | 28 | 25 | | | | | 194 |
| PALESTINE | | | 4 | | | | | | | | | | | 4 |
| PAPUA N.G. | | | | | | | | | | | | | | 0 |
| PERU | | | | | | | | | | | | | | 0 |
| POLAND | 85 | 132 | 133 | 80 | 72 | 68 | 108 | 69 | 58 | | | | | 805 |
| PORTUGAL | | 8 | 5 | | | | | | 2 | | | | | 15 |
| QATAR | | | | 2 | | 2 | 4 | | | | | | | 8 |
| REU. ISLAND | | | | | | | | | | | | | | 0 |
| ROMANIA | | 6 | | | | | | | | | | | | 6 |
| RUSSIAN | 15 | 21 | 16 | 31 | 45 | 34 | 21 | 12 | | | | | | 195 |
| SAUDI ARABIA | 276 | 132 | 24 | 29 | 49 | 83 | 52 | 46 | 30 | | | | | 721 |
| SCOTLAND | | | | | | | | | | | | | | 0 |
| SERBIA | | 5 | | | | | | | 3 | | | | | 8 |
| SOMALIA | | | | | | | | | | | | | | 0 |
| SLOVAKIA | 10 | 11 | 7 | 6 | | 10 | | | | | | | | 44 |
| SLOVENIA | 7 | 5 | 3 | | 12 | 10 | 4 | 6 | | | | | | 47 |
| SOUTH AFRICA | | | | 4 | | | | 4 | 4 | | | | | 12 |
| SPAIN | 18 | 41 | 21 | 17 | 7 | 27 | 59 | 83 | 52 | | | | | 325 |
| SRI LANKA | 10 | 6 | 3 | 2 | 4 | 3 | 4 | 6 | 4 | | | | | 42 |
| SUDAN | | | | | | | | | | | | | | 0 |
| SWEDEN | 5 | 13 | 9 | | 4 | | 6 | 2 | 3 | | | | | 42 |
| SWITZERLAND | 94 | 72 | 62 | 48 | 61 | 65 | 72 | 55 | 46 | | | | | 575 |
| SYRIA | | | | | | | | | | | | | | 0 |
| TAIWAN | 7 | 18 | 12 | 5 | 10 | 2 | 4 | 6 | 10 | | | | | 74 |
| TANZANIA | | 5 | | 1 | | | | | 3 | | | | | 9 |
| TUNISIA | | | | | | | | | 3 | 2 | | | | 5 |
| TURKEY | 10 | 9 | | 2 | | | | | | | | | | 21 |
| UKRAINE | | | | | | | | | 3 | | | | | 3 |
| UAE | 21 | 12 | 13 | 20 | 39 | 38 | 34 | 19 | 25 | | | | | 221 |
| U. KINGDOM | 348 | 435 | 337 | 241 | 167 | 192 | 383 | 208 | 137 | | | | | 2,448 |
| USA | 198 | 162 | 137 | 90 | 108 | 69 | 101 | 70 | 84 | | | | | 1,019 |
| URUGUAY | | | | | | | | | | | | | | 0 |
| UZBEKISTAN | | | | | | | | | | | | | | 0 |
| VENEZUELA | | | | | 8 | | | | | | | | | 8 |
| YEMEN | 19 | 20 | 6 | 1 | | 14 | 10 | 12 | 5 | | | | | 87 |
| ZAMBIA | 3 | | | | | | | | | | | | | 3 |
| ZIMBABWE | | | | | | | | | | | | | | 0 |
| OTHERS | 329 | 656 | 687 | 386 | 235 | 334 | 259 | 297 | 381 | | | | | 3,564 |
| JUMLAH | 2,807 | 3,395 | 2,890 | 1,891 | 1,841 | 2,102 | 2,435 | 2,519 | 2,025 | 0 | 0 | 0 | 0 | 21,905 |
| JUMLAH KESELURUHAN | 99,687 | 105,263 | 104,695 | 102,283 | 102,988 | 105,820 | 106,466 | 118,359 | 172,468 | 0 | 0 | 0 | 0 | 1,018,029 |



STATISTIK SEHINGGA SEPTEMBER 2024



DISEDIAKAN OLEH :

